

OptiPlex 3000 Thin Client

Setup and Specifications

Notes, cautions, and warnings

 **NOTE:** A NOTE indicates important information that helps you make better use of your product.


 **CAUTION:** A CAUTION indicates either potential damage to hardware or loss of data and tells you how to avoid the problem.

 **WARNING:** A WARNING indicates a potential for property damage, personal injury, or death.


Chapter 1: Set up your computer.....	4
Chapter 2: Views of OptiPlex 3000 Thin Client.....	9
Display.....	9
Back.....	10
Back with Small Form Factor Pluggable (SFP) port.....	11
Chapter 3: Specifications of OptiPlex 3000 Thin Client.....	13
Dimensions and weight.....	13
Processor.....	13
Chipset.....	13
Operating system.....	14
Memory.....	14
Memory matrix.....	14
External ports.....	15
External ports with Small Form Factor Pluggable (SFP) port.....	15
Internal slots.....	16
Internal slots with Small Form Factor Pluggable (SFP) port.....	16
Ethernet.....	17
Wireless module.....	17
Audio.....	18
Storage.....	18
Power adapter.....	18
GPU—Integrated.....	19
Multiple display support matrix.....	19
Hardware security.....	20
Environmental.....	20
Regulatory compliance.....	20
Operating and storage environment.....	21
Chapter 4: Getting help and contacting Dell.....	22

Set up your computer

1. Connect the keyboard and mouse.



2. Connect to your network using a cable, or connect to a wireless network.



3. Connect the display.



4. Connect the power cable.



5. Press the power button.



6. Finish operating system setup.

For Ubuntu:

Follow the on-screen instructions to complete the setup. For more information about installing and configuring Ubuntu, see the knowledge base articles [000131655](#) and [000131676](#) at www.dell.com/support.

7. Locate and use Dell apps from the Windows Start menu—Recommended

Table 1. Locate Dell apps




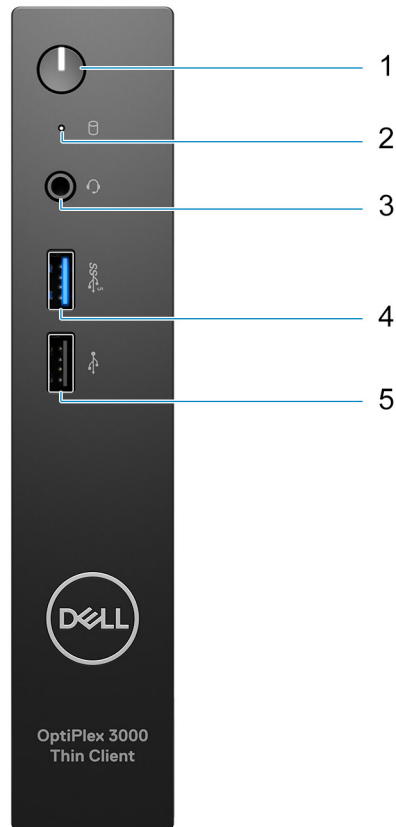
Resources	Description
	<p>SupportAssist</p> <p>SupportAssist proactively and predictively identifies hardware and software issues on your computer and automates the engagement process with Dell Technical support. It addresses performance and stabilization issues, prevents security threats, monitors, and detects hardware failures. For more information, see <i>SupportAssist for Home PCs User's Guide</i> at www.dell.com/serviceabilitytools. Click SupportAssist and then, click SupportAssist for Home PCs.</p> <p>NOTE: In SupportAssist, click the warranty expiry date to renew or upgrade your warranty.</p>
	<p>Dell Update</p> <p>Updates your computer with critical fixes and latest device drivers as they become available. For more information about using Dell Update, see the knowledge base article 000149088 at www.dell.com/support.</p>
	<p>Dell Digital Delivery</p>

Table 1. Locate Dell apps (continued)

Resources	Description
	Download software applications, which are purchased but not preinstalled on your computer. For more information about using Dell Digital Delivery, see the knowledge base article 000129837 at www.dell.com/support .

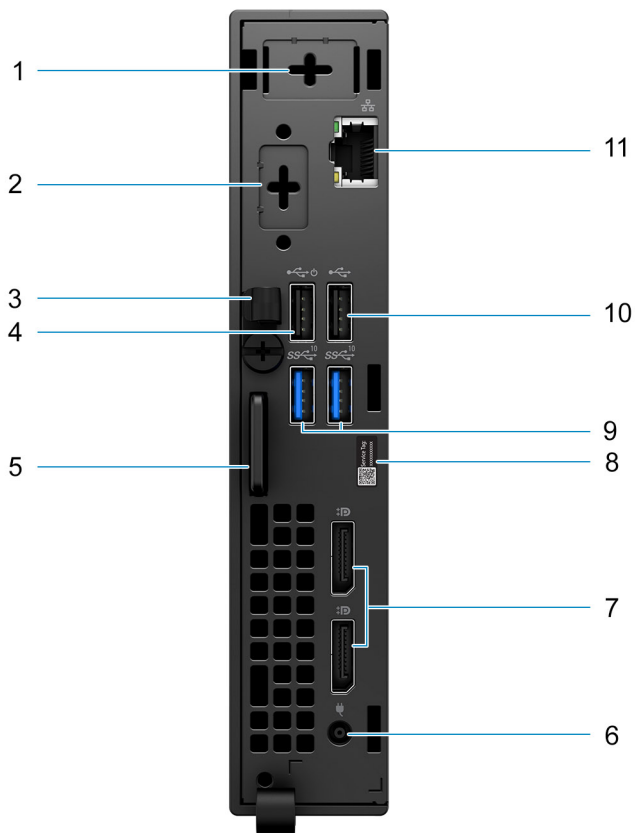
Views of OptiPlex 3000 Thin Client

Display



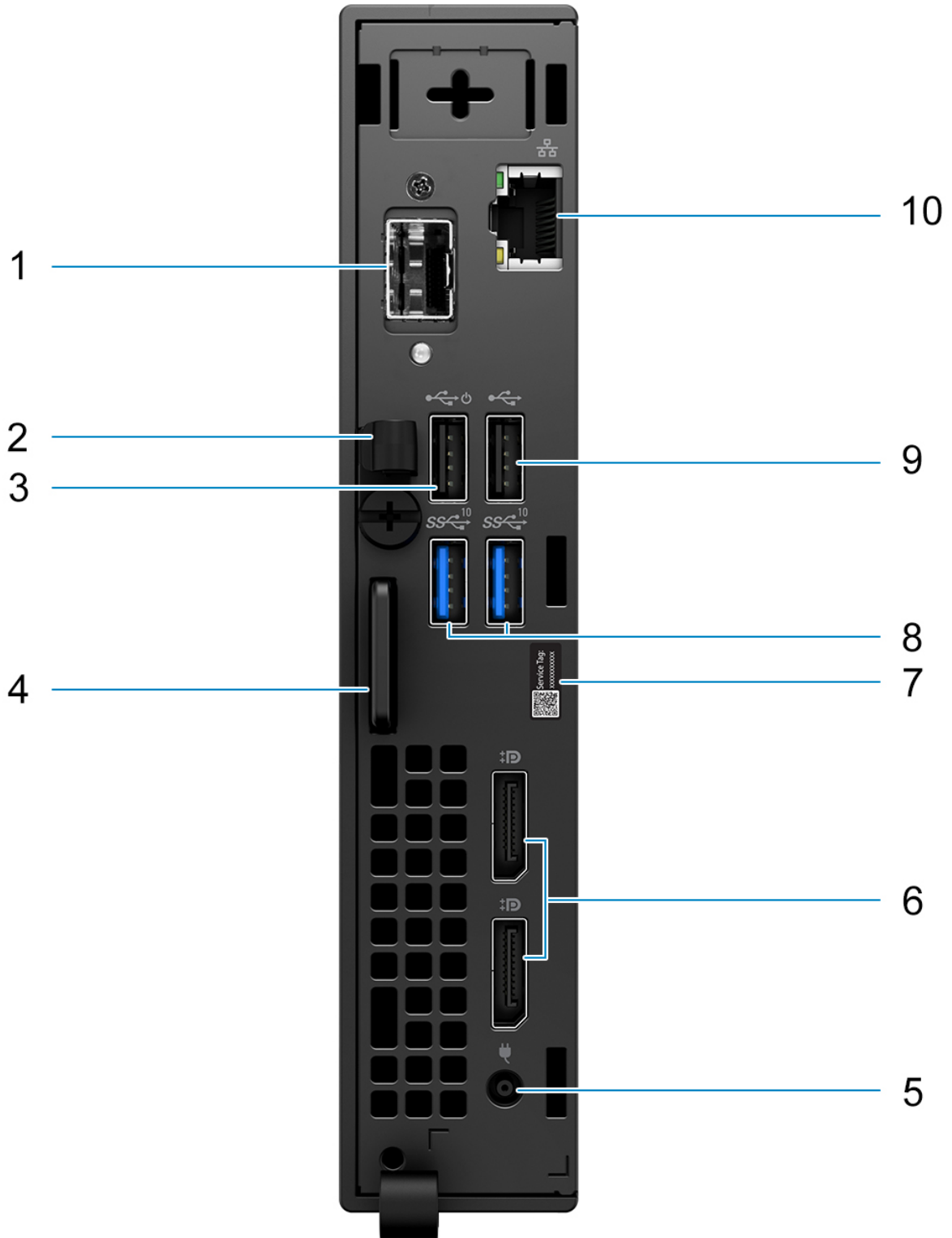
1. Power button with diagnostic light
2. Hard-drive activity light
3. Universal audio jack
4. USB 3.2 Gen 1 port
5. USB 2.0 port


Back




1. External antenna slot
2. One optional port (HDMI 2.0 port/DisplayPort 1.4 port/VGA port/Serial/PS/2 keyboard/mouse port/USB 3.2 Gen 1 Type-C port with DisplayPort Alt mode)
3. DC-in cable clip
4. USB 2.0 port with Smart Power On
5. Kensington security-cable slot and Padlock ring
6. Power adapter port
7. DisplayPort 1.4 ports
8. Service Tag label
9. USB 3.2 Gen 2 ports
10. USB 2.0 port
11. RJ-45 Ethernet port

Back with Small Form Factor Pluggable (SFP) port



 **NOTE:** Small Form Factor Pluggable (SFP) port is only available as a standard offering and is not available as an upsell.

 **NOTE:** For systems configured with Small Form Factor Pluggable (SFP) port, wireless card and external antenna cannot be installed.


1. Small Form Factor Pluggable (SFP) port
2. DC-in cable clip
3. USB 2.0 port with Smart Power On
4. Kensington security-cable slot and Padlock ring
5. Power adapter port
6. DisplayPort 1.4 ports
7. Service Tag label
8. USB 3.2 Gen 2 ports
9. USB 2.0 port
10. RJ-45 Ethernet port

Specifications of OptiPlex 3000 Thin Client

Dimensions and weight

The following table lists the height, width, depth, and weight of your OptiPlex 3000 Thin Client.

Table 2. Dimensions and weight

Description	Values
Height	182.00 mm (7.17 in.)
Width	36.00 mm (1.42 in.)
Depth	178.00 mm (7.00 in.)
Weight  NOTE: The weight of your computer depends on the configuration ordered and manufacturing variability.	1.104 kg (2.434 lb)

Processor

The following table lists the details of the processors supported by your OptiPlex 3000 Thin Client.

Table 3. Processor

Description	Option one	Option two
Processor type	Intel Pentium Silver N6005	Intel Celeron N5105
Processor wattage	10 W	10 W
Processor core count	4	4
Processor thread count	4	4
Processor speed	2.00 GHz to 3.30 GHz	2.00 GHz to 2.90 GHz
Processor cache	4 MB	4 MB
Integrated graphics	Intel UHD graphics	Intel UHD graphics

Chipset

The following table lists the details of the chipset supported by your OptiPlex 3000 Thin Client.

Table 4. Chipset

Description	Option one	Option two
Processors	Intel Pentium Silver N6005	Intel Celeron N5105


Table 4. Chipset (continued)

Description	Option one	Option two
Chipset	Integrated with the processor	Integrated with the processor
DRAM bus width	64-bit	64-bit
Flash EPROM	32 MB	32 MB
PCIe bus	Up to PCIe Gen3	Up to PCIe Gen3

Operating system

Your OptiPlex 3000 Thin Client supports the following operating systems:

- Ubuntu Linux 20.04 LTS, 64-bit
- Ubuntu Linux 20.04 LTS, 64-bit + Dell Hybrid Client 1.5
- Wyse ThinOS 9.1.4097 or higher
- No OS (only BIOS)
- Windows 10 IoT Enterprise LTSC 2021

 **NOTE:** Offering may vary by region. Some items may be available after product introduction.

Memory

The following table lists the memory specifications of your OptiPlex 3000 Thin Client.

Table 5. Memory specifications

Description	Values
Memory slots	2 SODIMM slots
Memory type	DDR4
Memory speed	2933 MHz
Maximum memory configuration	16 GB
Minimum memory configuration	4 GB
Memory configurations supported	<ul style="list-style-type: none"> • 4 GB, 1 x 4 GB, DDR4, 2933 MHz, single-channel • 8 GB, 2 x 4 GB, DDR4, 2933 MHz, dual-channel • 8 GB, 1 x 8 GB, DDR4, 2933 MHz, single-channel • 16 GB, 2 x 8 GB, DDR4, 2933 MHz, dual-channel

Memory matrix

The following table lists the memory configurations supported on your OptiPlex 3000 Thin Client.

Table 6. Memory matrix

Configuration	Slot	
	SODIMM1	SODIMM2
4 GB DDR4	4 GB	N/A
8 GB DDR4	4 GB	4 GB

Table 6. Memory matrix (continued)

8 GB DDR4	8 GB	N/A
16 GB DDR4	8 GB	8 GB

External ports

The following table lists the external ports of your OptiPlex 3000 Thin Client.

Table 7. External ports

Description	Values
Network port	One RJ-45 Ethernet port
USB ports	Front: <ul style="list-style-type: none"> • One USB 2.0 port • One USB 3.2 Gen 1 port Rear: <ul style="list-style-type: none"> • Two USB 3.2 Gen 2 ports • One USB 2.0 port • One USB 2.0 port with Smart Power On • One USB 3.2 Gen 1 Type-C port with DisplayPort Alt mode (optional)
I/O port	One Serial/PS/2 keyboard/mouse port (optional)
Audio port	One universal audio jack
Video port	<ul style="list-style-type: none"> • One optional port (HDMI 2.0 port/DisplayPort 1.4 port/VGA port/USB 3.2 Gen 1 Type-C port with DisplayPort Alt mode) • Two DisplayPort 1.4 ports <p>NOTE: Download and install the latest Intel Graphics driver from www.dell.com/support to enable multiple displays.</p>
Media-card reader	Not supported
Power-adaptor port	65 W AC adapter, 4.5 mm barrel
Security-cable slot	<ul style="list-style-type: none"> • One Kensington security-cable slot • One Padlock ring

External ports with Small Form Factor Pluggable (SFP) port

The following table lists the external ports of your OptiPlex 3000 Thin Client.

Table 8. External ports

Description	Values
Network port	<ul style="list-style-type: none"> • One RJ-45 Ethernet port • One Small Form Factor Pluggable (SFP) port

Table 8. External ports (continued)

Description	Values
USB ports	<p>Front:</p> <ul style="list-style-type: none"> • One USB 2.0 port • One USB 3.2 Gen 1 port <p>Rear:</p> <ul style="list-style-type: none"> • Two USB 3.2 Gen 2 ports • One USB 2.0 port • One USB 2.0 port with Smart Power On
I/O port	Not supported
Audio port	One universal audio jack
Video port	Two DisplayPort 1.4 ports <i>i</i> NOTE: Download and install the latest Intel Graphics driver from www.dell.com/support to enable multiple displays.
Media-card reader	Not supported
Power-adaptor port	65 W AC adapter, 4.5 mm barrel
Security-cable slot	<ul style="list-style-type: none"> • One Kensington security-cable slot • One Padlock ring

Internal slots

The following table lists the internal slots of your OptiPlex 3000 Thin Client.

Table 9. Internal slots

Description	Values
M.2	<ul style="list-style-type: none"> • One M.2 2230 slot for Wi-Fi and Bluetooth card • One M.2 2230 slot for PCIe solid-state drive <p><i>i</i> NOTE: To learn more about the features of different types of M.2 cards, search in the Knowledge Base Resource at www.dell.com/support.</p>

Internal slots with Small Form Factor Pluggable (SFP) port

The following table lists the internal slots of your OptiPlex 3000 Thin Client.

Table 10. Internal slots

Description	Values
M.2	<ul style="list-style-type: none"> • One M.2 2230 slot for M.2 board module • One M.2 2230/2280 slot for solid-state drive <p><i>i</i> NOTE: Small Form Factor Pluggable (SFP) port is only available as a standard offering and is not available as an upsell.</p>

Table 10. Internal slots

Description	Values
	<p>i NOTE: For systems configured with Small Form Factor Pluggable (SFP) port, wireless card and external antenna cannot be installed.</p> <p>i NOTE: To learn more about the features of different types of M.2 cards, search in the Knowledge Base Resource at www.dell.com/support.</p>

Ethernet

The following table lists the wired Ethernet Local Area Network (LAN) specifications of your OptiPlex 3000 Thin Client.

Table 11. Ethernet specifications

Description	Values
Model number	Realtek RTL8111HSD
Transfer rate	10/100/1000 Mbps

Wireless module

The following table lists the Wireless Local Area Network (WLAN) modules supported on your OptiPlex 3000 Thin Client.

i **NOTE:** For systems configured with Small Form Factor Pluggable (SFP) port, wireless card and external antenna cannot be installed.

Table 12. Wireless module specifications

Description	Option one	Option two
Model number	Intel AX210	Intel 9560
Transfer rate	Up to 2400 Mbps	Up to 1733 Mbps
Frequency bands supported	2.40 GHz/5.00 GHz/6.00 GHz	2.40 GHz/5.00 GHz
Wireless standards	<ul style="list-style-type: none"> • WiFi 802.11a/b/g • Wi-Fi 4 (WiFi 802.11n) • Wi-Fi 5 (WiFi 802.11ac) • Wi-Fi 6 (WiFi 802.11ax) 	<ul style="list-style-type: none"> • WiFi 802.11a/b/g • Wi-Fi 4 (WiFi 802.11n) • Wi-Fi 5 (WiFi 802.11ac)
Encryption	<ul style="list-style-type: none"> • 64-bit and 128-bit WEP • TKIP • 128-bit AES-CCMP • 256-bit AES-GCMP 	<ul style="list-style-type: none"> • 64-bit and 128-bit WEP • TKIP • 128-bit AES-CCMP
Bluetooth	Bluetooth 5.2	Bluetooth 5.1

Audio

The following table lists the audio specifications of your OptiPlex 3000 Thin Client.

Table 13. Audio specifications

Description		Values
Audio controller		Realtek Audio Controller, ALC3204-CG
Stereo conversion		Supported
Internal audio interface		High definition audio interface
External audio interface		One universal audio jack
Number of speakers		Internal speakers (optional)
Internal-speaker amplifier		Supported
External volume controls		No hardware volume buttons
Speaker output:		
	Average speaker output	2 W
	Peak speaker output	2.5 W
Subwoofer output		Not Supported
Microphone		N/A

Storage

This section lists the storage options on your OptiPlex 3000 Thin Client.

Your OptiPlex 3000 Thin Client supports one of the following storage configurations:

- One 32 GB eMMC, on-board
- One M.2 2230 PCIe NVMe solid-state drive

Table 14. Storage specifications

Storage type	Interface type	Capacity
eMMC for Pentium processors	On-board	32 GB
M.2 2230, solid-state drive	PCIe NVMe Gen 3 x4	256 GB


Power adapter

The following table lists the power adapter specifications of your OptiPlex 3000 Thin Client.

Table 15. Power adapter specifications

Description	Values
Type	65 W AC adapter, 4.5 mm barrel
Connector dimensions:	

Table 15. Power adapter specifications (continued)

Description		Values
	External diameter	4.50 mm (0.177 in.)
	Internal diameter	2.90 mm (0.114 in.)
Input voltage		100 VAC–240 VAC
Input frequency		50 Hz–60 Hz
Input current (maximum)		1.60 A/1.70 A
Output current (continuous)		3.34 A
Rated output voltage		19.5 VDC
Temperature range:		
	Operating	0°C to 40°C (32°F to 104°F)
	Storage	-40°C to 70°C (-40°F to 158°F)
 CAUTION: Operating and storage temperature ranges may differ among components, so operating or storing the device outside these ranges may impact the performance of specific components.		

GPU—Integrated

The following table lists the specifications of the integrated Graphics Processing Unit (GPU) supported by your OptiPlex 3000 Thin Client.

Table 16. GPU—Integrated

Controller	External display support	Memory size	Processor
Intel UHD graphics	<ul style="list-style-type: none"> One optional port (HDMI 2.0 port/DisplayPort 1.4 port/VGA port/USB 3.2 Gen 1 Type-C port with DisplayPort Alt mode) Two DisplayPort 1.4 ports 	Shared system memory	Intel Pentium Silver N6005/ Intel Celeron N5105

Multiple display support matrix

The following table lists the multiple display support matrix for your OptiPlex 3000 Thin Client.

Table 17. Multiple display support matrix

Description	Option
Integrated Graphics Card	Intel UHD Graphics
Optional Module	<ul style="list-style-type: none"> Option card with VGA (1920x1200 @ 60 Hz) Option card with DP1.4 HBR2 (4096 x 2160@60 Hz) Option card with HDMI 2.0 (4096x2160 @ 60 Hz) Option card with Type-C (4096x2160 @ 60 Hz)
Supported 4K Displays	DP1.4 HBR2, 4096 x 2160@ 60 Hz

Table 17. Multiple display support matrix (continued)

Description	Option
Supported 5K Displays	5K tiled resolution (5120x2880) support on DP panels. <i>i</i> NOTE: Needs two DP cables driven through two separate DDIs from the source, and using DP-SST (Single Stream Transport) mechanism.

Hardware security

The following table lists the hardware security of your OptiPlex 3000 Thin Client.

Table 18. Hardware security

Hardware security
One DC-in cable clip
One Kensington security-cable slot
Chassis intrusion switch
Add D-Pedigree (Secure Supply Chain Functionality)

Environmental

The following table lists the environmental specifications of your OptiPlex 3000 Thin Client.

Table 19. Environmental

Feature	Values
Recyclable packaging	Yes
BFR/PVC—free chassis	No
Vertical orientation packaging support	Yes
Multi-Pack packaging	Yes
Energy-Efficient Power Supply	Standard
ENV0424 compliant	Yes

i **NOTE:** Wood-based fiber packaging contains a minimum of 35% recycled content by total weight of wood-based fiber. Packaging that contains without wood-based fiber can be claimed as Not Applicable. The anticipated required criteria for EPEAT 2018.

Regulatory compliance

The following table lists the regulatory compliance of your OptiPlex 3000 Thin Client.

Table 20. Regulatory compliance


Regulatory compliance
Product Safety, EMC and Environmental Datasheets
Dell Regulatory Compliance Home Page
Dell and the Environment

Operating and storage environment

This table lists the operating and storage specifications of your OptiPlex 3000 Thin Client.

Airborne contaminant level: G1 as defined by ISA-S71.04-1985

Table 21. Computer environment

Description	Operating	Storage
Temperature range	10°C to 35°C (50°F to 95°F)	-40°C to 65°C (-40°F to 149°F)
Relative humidity (maximum)	20% to 80% (non-condensing)	5% to 95% (non-condensing)
Vibration (maximum)*	0.26 GRMS	1.37 GRMS
Shock (maximum)	40 G, 2ms	105 G, 2ms
Altitude range	-15.2 m to 3048 m (-49.87 ft to 10000 ft)	-15.2 m to 10668 m (-49.87 ft to 35000 ft)
 CAUTION: Operating and storage temperature ranges may differ among components, so operating or storing the device outside these ranges may impact the performance of specific components.		

* Measured using a random vibration spectrum that simulates user environment.

† Measured using a 2 ms half-sine pulse when the hard drive is in use.



‡ Measured using a 2 ms half-sine pulse when the hard-drive head is in parked position.

Getting help and contacting Dell

Self-help resources


You can get information and help on Dell products and services using these self-help resources:


Table 22. Self-help resources

Self-help resources	Resource location
Information about Dell products and services	www.dell.com
My Dell app	
Tips	
Contact Support	In Windows search, type <code>Contact Support</code> , and press Enter.
Online help for operating system	www.dell.com/support/linux www.dell.com/support/windows
Access top solutions, diagnostics, drivers and downloads, and learn more about your computer through videos, manuals and documents.	Your Dell computer is uniquely identified by a Service Tag or Express Service Code. To view relevant support resources for your Dell computer, enter the Service Tag or Express Service Code at www.dell.com/support . For more information on how to find the Service Tag for your computer, see Locate the Service Tag on your computer .
Dell knowledge base articles for a variety of computer concerns	<ol style="list-style-type: none"> 1. Go to www.dell.com/support. 2. On the menu bar at the top of the Support page, select Support > Knowledge Base. 3. In the Search field on the Knowledge Base page, type the keyword, topic, or model number, and then click or tap the search icon to view the related articles.

Contacting Dell

To contact Dell for sales, technical support, or customer service issues, see www.dell.com/contactdell.

 **NOTE:** Availability varies by country/region and product, and some services may not be available in your country/region.

 **NOTE:** If you do not have an active Internet connection, you can find contact information about your purchase invoice, packing slip, bill, or Dell product catalog.