

24-Port Fibre patch panel mounted with 24 x LC duplex Single Mode connectors

Item no.: LV0233845



PRODUCT OVERVIEW

19" Fibre patch panel for up to 24 SC Simplex or LC Duplex adapters. The panel back side features 4 Ø20 mm inlets suitable for PG screw connection and 2 rectangular inlets 80 x 34 mm with blank plates.

Mounted with 24 x LC Duplex Single Mode adapters. 48 pigtails pre-mounted in splice cassettes.

Rubber coated strain relief suitable for blown-fibre.

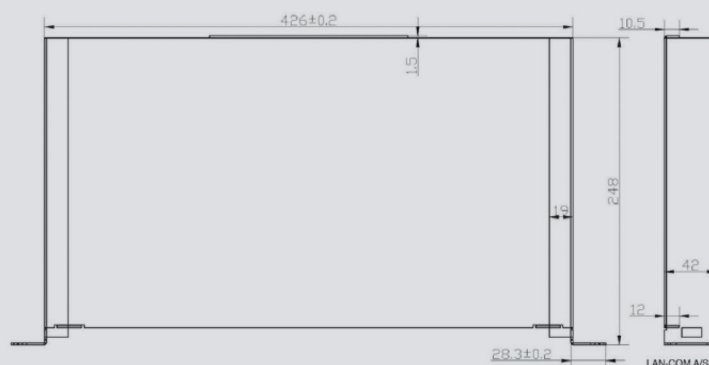
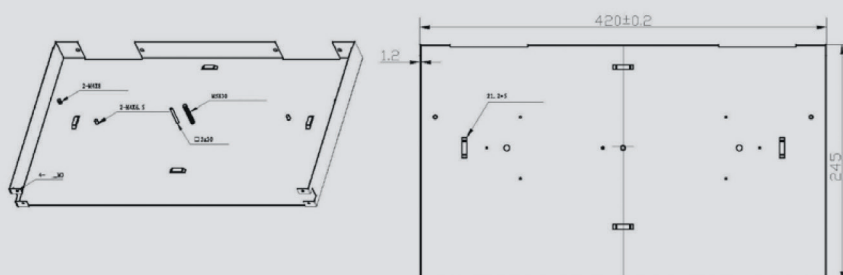
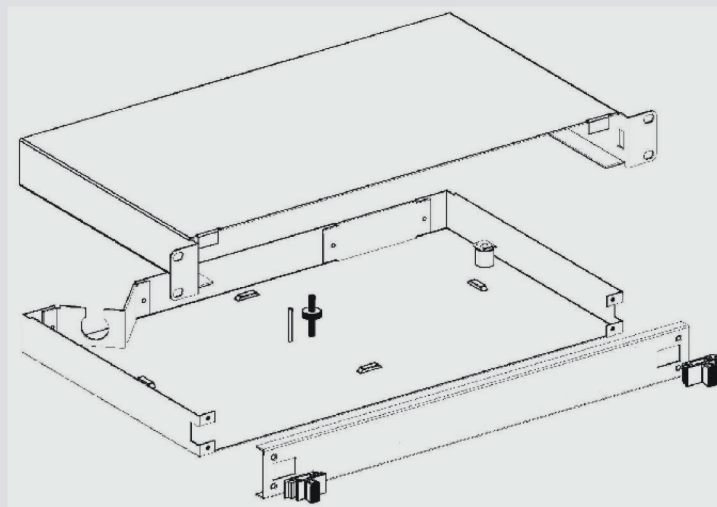
The patch panel have fixtures for splice cassettes and cable management cutouts for securing the cables with cable ties or velcro straps to relieve cable stress.

SPECIFICATIONS

Type	Patch panel
Modular spacing	19"
Rack capacity	1U
Color	Black
Material	Steel
Ports	24
Compliance	SC Simplex/LC Duplex
Max fibre cores	48
Adapter	24 x LC SM Blue Zironia
Cassette	2 x 24 port

Steel Splice	48 x 45x1 mm
PG connection	1 included
Cable management	Yes
Label holder	No
Design	Slide-out





24-Port Fibre patch panel mounted with 24 x LC duplex Single Mode connectors