



Chief's suite of Video Conferencing and Telepresence mounting solutions and accessories were engineered to support the wide variety of equipment required for these applications. Exclusive features, fast installation, and fully configurable designs provide state-of-the-art technology integration for this growing market.

www.chiefmfg.com



CUSTOMIZABLE CONFIGURATIONS

Video Conferencing Systems

Chief provides fully configurable mounting systems to create custom Video Conferencing and Telepresence suites. Having the right system, with mounts and accessories that integrate seamlessly is key to creating a fully functional video conferencing solution.



CHOOSING A DISPLAY MOUNT

Chief has a wide variety of display mounts with differing functionality. Options include Fixed, Tilt, Swing Arm, or Mobile Carts & Stands.



FUSION Fixed & Tilt Mounts

FUSION is one of the most flexible mounting systems on the market. A suite of accessories work with the mount for a fully integrated solution.

- Fine tune adjustments after installation
- Level and height-adjust the entire configuration



Swing Arm Mounts

Use a Swing Arm Mount when you need flexible position of the flat panel TV. Chief's Swing Arms are compatible with a variety of component and speaker accessories.



Mobile Carts & Stands

Get complete mobility with these mobile carts and stands. A brought collection of accessories allows complete customization.


CONFIGURING A SOLUTION

Configure your video conferencing solution according to project requirements by adding the right mix of accessories to the mount. For more information on the features and benefits of Chief's mounting solutions, visit www.chiefmfg.com.

VIDEO CONFERENCING

ADDING COMPONENTS

Chief designed a number of unique accessories, specifically for mounting codecs, set tops, cameras, CPUs and other components. Engineered to fit with the most common video conferencing brands, Chief's line of component accessories integrate seamlessly with the mount.




- 1 FVS200™/FVS250™
8" and 12" VC Shelves
- above
- 2 FCA100™
CAT 5/Surge CPU Adapter
- 3 FCS100™
Single Component Shelf
- below
- 4 FCD100™
Additional Component Shelf - below
- 5 FCC100™
Center Channel Speaker Adapter
- 6 FLR100™
Left/Right Speaker Adapter
- 7 FCK008™/FCK016™
8" and 12" Connector Kits

OTHER ACCESSORIES

- FVS100™/FV1250™
8" and 12" VC Shelves
- below
- FVS300™/FVS350™
8" and 12" VC Shelves
- between two screens
- PAC521P™
In-Wall Power Box

CONFIRM EQUIPMENT COMPATIBILITY

Chief offers a full set of CAD, DWG and manuals for each mount and accessory, showing 1:1 overall dimensions and views. Download directly from the Chief website at www.chiefmfg.com.



- 1 PAC715™
VC Shelf
- 2 PAC722™/MAC722™
Side-by-side Dual Display
- 3 PAC790™/MAC790™
Swivel Adapter
- 4 PAC735™ (A/B/C)
Stackable Secure Storage Cabinet
- 5 PAC784™
Height Assist

OTHER ACCESSORIES

- PAC720™/MAC720™
Vertical Dual Display
- PACCC1™
Center Channel Speaker Adapter
- FLR100™
Left/Right Speaker Adapter
- PAC730™ (A/B/C)
Secure Storage Shelf
- PAC251™/
MAC251™
Media Adapter
- PAC770™/PAC775™
Heavy-Duty/Outdoor Casters




WWW.MOUNTBUILDER.COM

Configure custom video conferencing solutions with MountBuilder – Chief's exclusive online product configurator.

- View configuration as you build
- Auto-calculates weight capacity and more
- Provides PDF outputs

Fusion Fixed & Tilt Mounting Systems



SPECIFICATIONS

Model	TV Range	Depth from Wall	Lateral Shift*	Weight Capacity
MSMU™	26 - 47"	1.96" (50 mm)	14.5" (368 mm)	125 lbs (56.7 kg)
LSMU™	37 - 63"	1.96" (50 mm)	17.5" (445 mm)	200 lbs (90.7 kg)
XSMU™	55 - 75"	1.96" (50 mm)	23.5" (597 mm)	250 lbs (113 kg)

NOTE: Tilt models also available.

*Varies with screen mounting pattern and stud placement.

ACCESSORIES

FVS200™/FVS250™
8" and 12" VC
Shelves - above



FVS300™/FVS350™
8" and 12" VC
Shelves - between



FVS100™/FV1250™
8" and 12" VC
Shelves - below



FCK008™/FCK016™
8" and 12"
Connector Kits



Mobile Carts & Stands

ACCESSORIES

PAC722™
Side-by-side Dual Display



PAC735™ (A/B/C)
Stackable Secure
Storage Cabinet



PAC715™
VC Shelf



PAC251™
CPU Adapter



SPECIFICATIONS


Model	TV Range	Tilt	Height Adjustment	Weight Capacity
MFCU™	30 - 55"	±15	4 - 6 ft (1.2 - 1.8 m)	125 lbs (56.7 kg)
MF1U™	30 - 55"	±15	4 - 7 ft (1.2 - 2.1 m)	125 lbs (56.7 kg)
PFCU™	42 - 71"	±15	4 - 6 ft (1.2 - 1.8 m)	200 lbs (90.7 kg)
PF1U™	42 - 71"	±15	4 - 7 ft (1.2 - 2.1 m)	200 lbs (90.7 kg)



Swing Arm Wall Mounts

SPECIFICATIONS

Model	TV Range	Extension	Weight Capacity
MWRU™	30 - 55"	24.88" (632 mm)	200 lbs (90.7 kg)
PNRU™	42 - 71"	24.88" (50 mm)	200 lbs (90.7 kg)
MIWRFU™	30 - 55"	9.9" (251 mm)	125 lbs (56.7 kg)
PIWRFU™	42 - 71"	15" (381 mm)	200 lbs (90.7 kg)



CHIEF MANUFACTURING

■ A DIVISION OF MILESTONE AV TECHNOLOGIES ■ www.chiefmfg.com

Milestone AV Technologies

■ P 800.582.6480/952.894.6280

■ F 877.894.6918/952.894.6918

■ chief@chiefmfg.com

Chief Mounts Canada

■ P 877.345.4329

■ F 888.377.5314

■ info@chiefmounts.ca

Milestone AV Technologies B.V.

■ P +31 (40) 23 24 700

■ F +31 (40) 23 24 710

■ europe.chief@milestone.com

Milestone AV Technologies Ltd

■ P +852 2145 4099

■ F +852 2145 4477

■ asia.chief@milestone.com

©2009 Milestone AV Technologies, a Duchossois Group Company. 900016B 6/09. Chief is a registered trademark of Milestone AV Technologies. All other brand names or marks are used for identification purposes and are trademarks of their respective owners. All patents are protected under existing designations. Other patents pending.