

# B4BE[E]-6-60 4G/5G Bracket Antenna

B4BE[E]-6-60



- Cost Effective 2G/3G/4G/5G coverage
- Wall, mast or panel mount
- Integrated low loss cable

The B4BE[E] antenna is a cost effective omni-directional broad band antenna for 4G/3G/2G and 5G devices from 617-960/1710-6000MHz and is suitable for external or internal installation.

The design of the mounting bracket enables simple wall mounting using the supplied screws and wall plugs or mast mounting using a pipe clip or cable ties (not supplied).

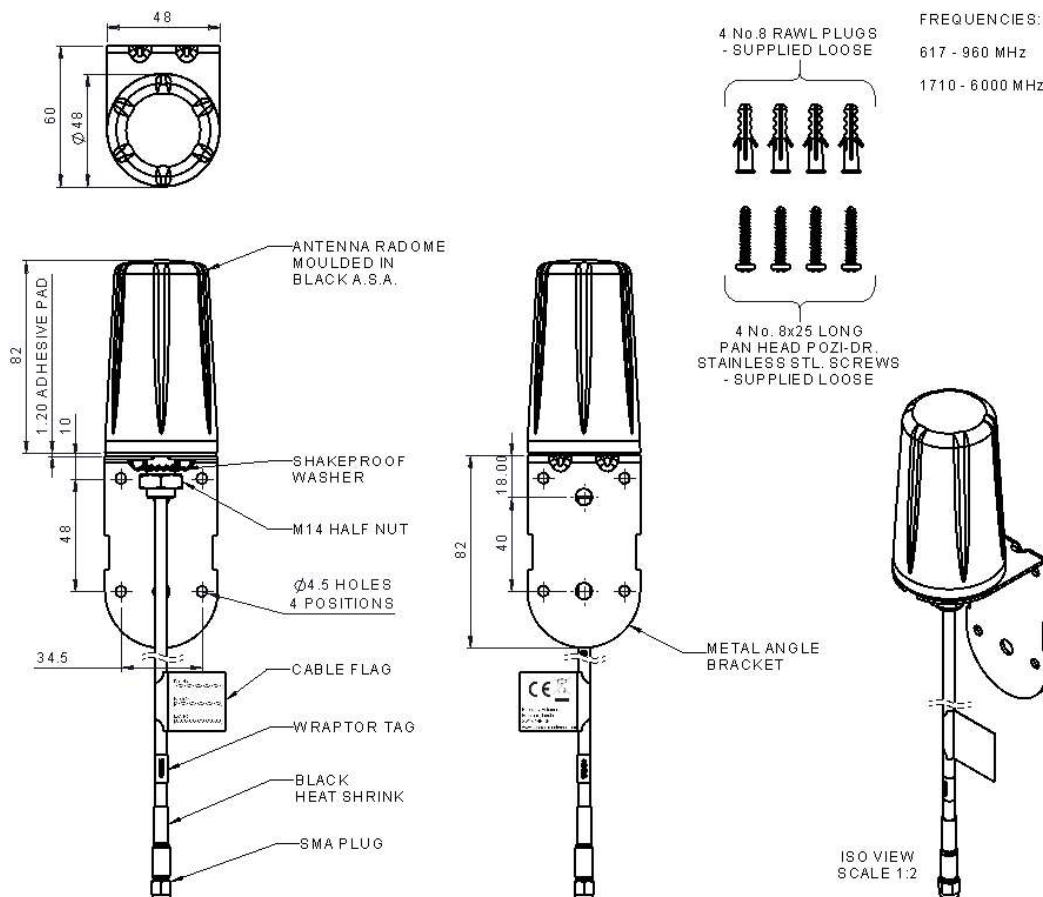
The omni-directional radiation pattern allows easy placement of the antenna in an elevated position.

The B4BE variant is supplied with integrated 5mm double shielded CS29 coaxial cable while the B4BEE variant is supplied with RG174 cable for shorter cable runs.

This antenna is an ideal solution for use in industrial and domestic environments with cellular modems/routers and Machine to Machine (M2M) wireless connectivity applications.

## Technical Drawing

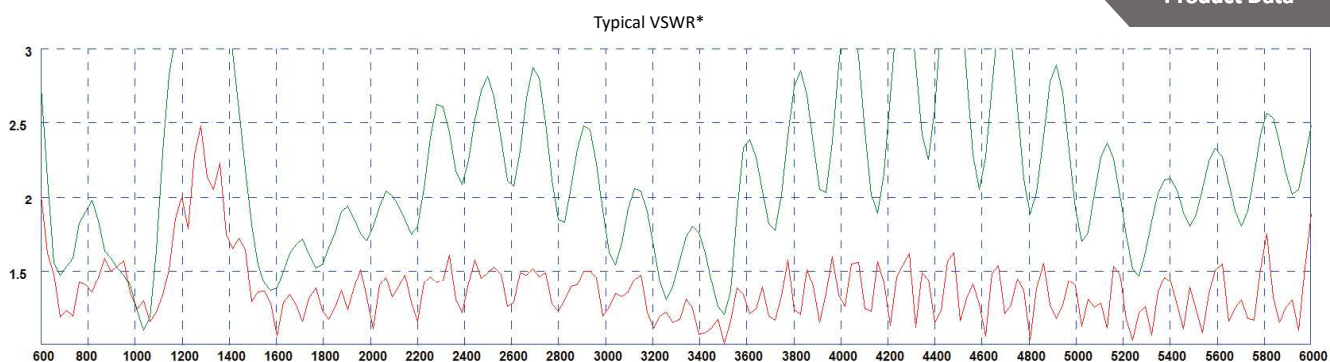
B4BE-6-60-5SP Shown



# B4BE[E]-6-60 4G/5G Bracket Antenna

B4BE[E]-6-60

Product Data



\*Red Plot =VSWR measured on supplied bracket with 5m (16') of CS29 cable. Green Plot = VSWR measured on supplied bracket with 0.5m (1.5') of CS29 cable.

Part No.	B4BE-6-60-05SP	B4BE-6-60-5SP	B4BEE-6-60-2SP
<b>Electrical Data</b>			
Frequency Range (MHz)	617-960 / 1710-6000		
Operational Band	2G/3G/4G/5G		
	698-960MHz	2dBi	
Peak Realised Gain: Isotropic*	1710-2700 MHz	3.5dBi	
	3400-3800MHz	5dBi	
	4.9-6000Mhz	7dBi	
VSWR	<2.5:1		
Nominal Radiated Efficiency*	> 70%		
Polarisation	Vertical		
Pattern	Omni-directional		
Impedance	50Ω		
Max Input Power (W)	30		
<b>Mechanical Data</b>			
Dimensions (mm)	Height mounted	164 (6.46")	
	Diameter	48(1.89")	
Operating Temp (°C)	-40° / +85°C ( -40° / 185°F )		
Material	ASA, aluminium, zinc plated steel		
Colour	Black & natural		
Ingress Protection	IP66		
<b>Mounting Data</b>			
Fixing	Wall or mast mount		
Mounting Scew Diameter (mm)	4 (0.16")		
Weight (g)	188	372	
<b>Cable Data</b>			
Type	CS29 (double shielded RG58)		RG174
Diameter (mm)	5 (0.19")		2.8 (0.1")
Length (m)	0.5 (1.5')	5(17')	2 (6' 6")
Termination	SMA plug		

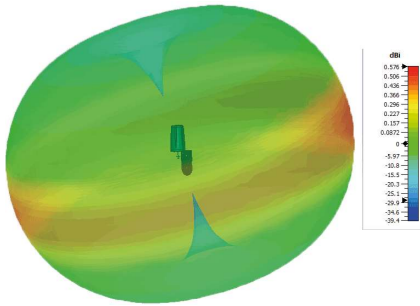
\* Peak gain and efficiency simulated in CST microwave studio on a bracket excluding cable loss

# B4BE[E]-6-60 4G/5G Bracket Antenna

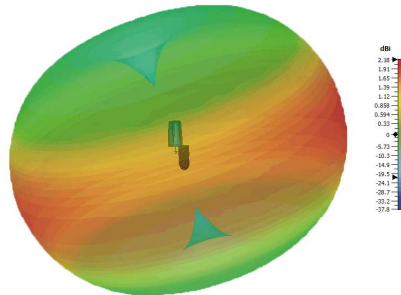
B4BE[E]-6-60

## Electrical Data

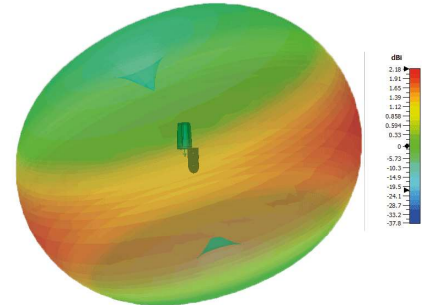
3D Plot (600 MHz)



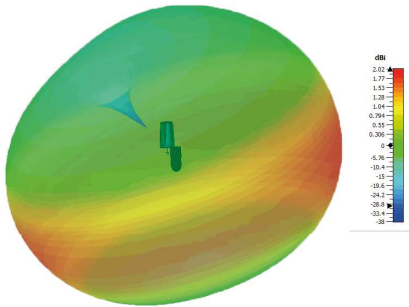
3D Plot (700MHz)



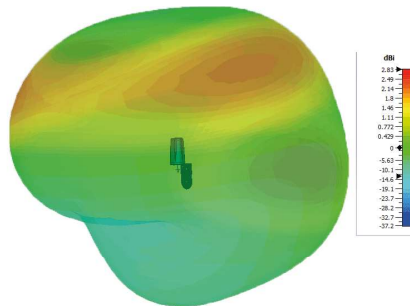
3D Plot (800MHz)



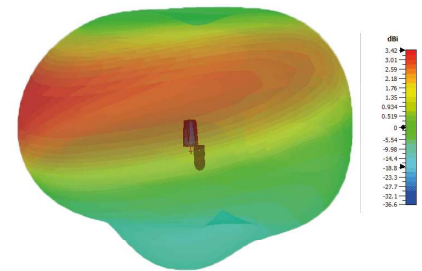
3D Plot (900MHz)



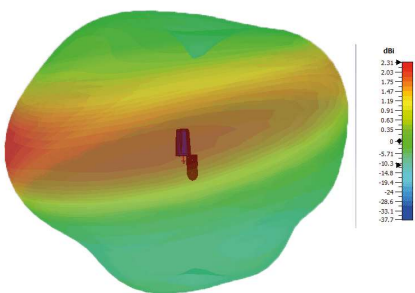
3D Plot (1800MHz)



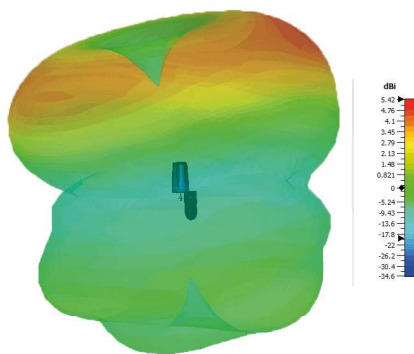
3D Plot (2100MHz)



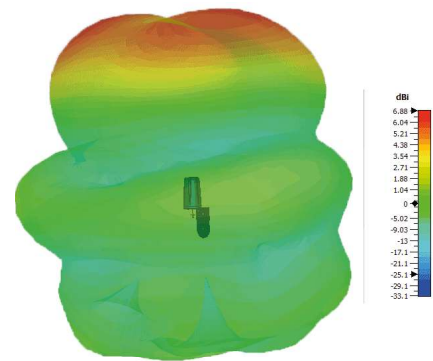
3D Plot (2600 MHz)



E Plane Plot (3600MHz)



H Plane Plot (5400MHz)



All measurements simulated in CST Microwave Studio without cable