



ENCLAVE

FULLY MODULAR 80 PLUS GOLD POWER SUPPLY




**5 YEAR
WARRANTY**



**IMPROVED
SILENT DESIGN**



**RIFLE
BEARING FAN**



80 Plus Gold certified for high efficiency.
Minimum 90/87/87 percent efficiency at 50/100/20 percent load (115V).

Up to 92 percent efficiency at 230V input voltage for reduced power consumption and heat.

Fully-modular design: easily detachable and flexible flat black modular cables.

Silent design: embedded 120 mm long life rifle bearing fan with airflow improved air intake.

Advanced circuit design: DC to DC converters for +3.3V and +5V outputs for precise voltage regulation and best compatibility with the latest setups.

High quality electrolytic and solid state capacitors for best ripple suppression.

Best performance for high end systems & sufficient connectors.

Comprehensive protection functions: Over Voltage Protection (OVP), Under Voltage Protection (UVP), Short Circuit Protection (SCP), Over Current Protection (OCP) and Over Power Protection (OPP).

500W

AC Input	100-240V, 50-60Hz				
DC Output	+12V	+5V	+3.3V	-12V	+5VSB
Max. Current	41A	16A	16A	0.5A	3.0A
Max. Power	492W	100W		6W	15W
Total Power	500W Continuous Power				

600W

AC Input	100-240V, 50-60Hz				
DC Output	+12V	+5V	+3.3V	-12V	+5VSB
Max. Current	48A	16A	16A	0.5A	3.0A
Max. Power	576W	100W		6W	15W
Total Power	600W Continuous Power				

700W

AC Input	100-240V, 50-60Hz				
DC Output	+12V	+5V	+3.3V	-12V	+5VSB
Max. Current	58A	16A	16A	0.5A	3.0A
Max. Power	696W	100W		6W	15W
Total Power	700W Continuous Power				



Name	Kolink Enclave 500W	Kolink Enclave 600W	Kolink Enclave 700W
Product Code	KL-G500FM	KL-G600FM	KL-G700FM
EAN	5999094002395	5999094002418	5999094002432
Colorbox Package Dimensions	299 x 249 x 112 mm		
Net Weight	2 kg	2.01 kg	2.01 kg
Gross Weight	2.51 kg	2.53 kg	2.56 kg
Masterbox Gross Weight	15 kg	15.1 kg	15.4 kg
Quantity per Masterbox	6		
Masterbox EAN	5999094002401	5999094002425	5999094002449
WEEE Registry Information	DE 61918240		

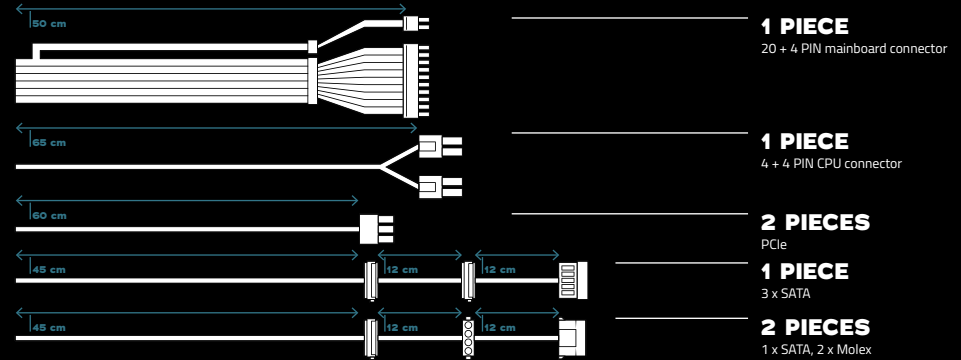
Specifications

PSU Type	ATX 12V V2.31		
PFC Type	Active PFC		
Input Voltage	100-240V AC		
Input Frequency	50-60 Hz		
Input Current	7A	8A	9A
Inrush Current	<45A		
Dimensions (L x W x H)	160 x 150 x 86 mm		
Fan Type	120mm rifle bearing low RPM/noise		
Circuit Type	LLC resonant converter + DC-DC independent voltage regulation		
Powergood Signal	100-150ms (compliant for latest alternate sleep mode)		
Hold Up Time (V)	>16ms@full load		
Efficiency Level	80 Plus Gold		
Minimum Efficiency 20/50/100% Load, 115V Input	87/90/87%		
Average Efficiency (230V Input)	>90%		
ErP 2013 Lot 6	Yes		
ErP 2014 Lot 3	Yes		
EU 617/2013	Yes		
MTBF	>100,000 hours		
Operating Temperature	0-45°C		
Protections	OVP/UVP/SCP/OCP/OPP		
Regulatory Compliance	CB, CE, RoHS		

Included Cables

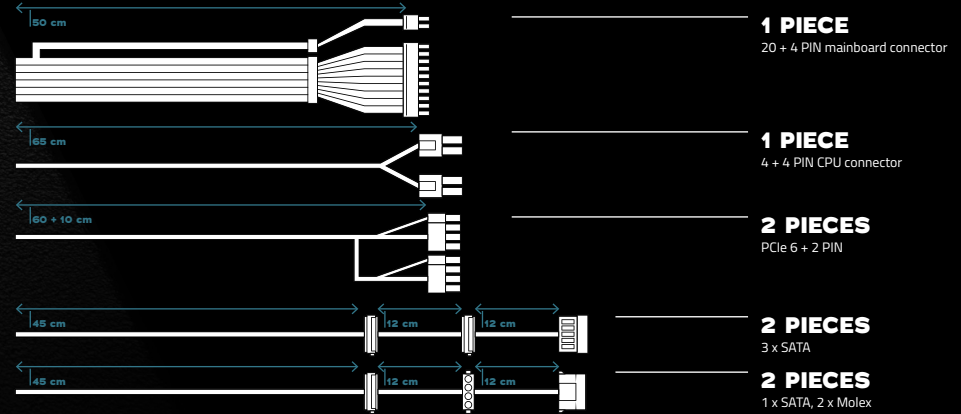
ENCLAVE 500W

FULLY MODULAR 80 PLUS GOLD POWER SUPPLY



ENCLAVE 600W

FULLY MODULAR 80 PLUS GOLD POWER SUPPLY



ENCLAVE 700W

FULLY MODULAR 80 PLUS GOLD POWER SUPPLY

