



Flat-Panel Ceiling Mount 600x400

VFM-C6X4/V2 EU SAP: 5370838

vav.link/vfm-c6x4-v2

Fixes 37-75" displays to ceiling

Tilt 5° up / 25° down

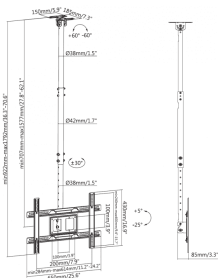
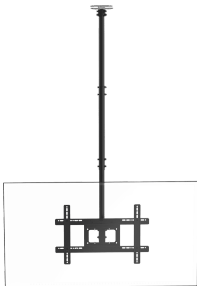

Swivel 30° left / 30° right

Telescopic pole with 870 mm / 34" of adjustment

VESA sizes from 100x100 to 600x400

Cable Management

Vision's VFM-C (Vision Flat-Panel Mount - Ceiling) is functional and flexible. This mount fits any flat-panel display which has rear mounting holes up to 600 wide x 400 mm tall apart. This is a true one-size-fits-all ceiling mount.



VESA

This mount is designed for flat panels which have holes up to 600 wide x 400 mm apart – known as VESA 600x400.

MASSIVE range of drop

This distance from the ceiling to the centre of the display ranges from 707-1577 mm / 27.8-62.1".

Detachable VESA

Vision agonise over making the installation process as easy as possible. The universal VESA bracket attaches to the display on the ground, then the assemble hangs in place.

Cable Management

The 38 mm / 1.5" drop pole easily allows cables to drop down inside.

3-Part Pole

The pole can be assembled with either 2 or 3 sections which gives it an incredible range of telescopic adjustment. Installers can turn up to site and get the job down, no matter what they encounter onsite.

MASSIVE VESA range

Fits small monitors from 20" all the way up to 75". If a larger display has the correct mounting points and weighs less than the SWL this mount can support it safely.

Tilt

The tilt adjustment allows the display to be directed at the audience to avoid glare and optimise the viewing angle. It can tilt 5 degrees up, or 25 degrees down.

Swivel with display in place

60 degrees of swivel range makes it really easy to install. Loosening the swivel adjustment bolts will not drop the display.

Retail Applications

Ideal for doctors waiting rooms, dentist's ceilings, or to deliver digital signage in any retail environment.

Cathedral Ceiling

The ceiling fixture tilts to accommodate sloping ceilings. It can tilt to 90 degrees to fix to the side of a ceiling joist.

VISION

MANUAL

Quick manual
EN PDF 6.66 MB
files.visionaudiovisual.com/products/VFM-C6X4-V2/manuals/VFM-C6X4-V2_quick_manual.pdf

SPECIFICATIONS

PRODUCT DIMENSIONS
922-1792 x 650 x 185 mm / 36.3-70.6" x 25.6" x 7.3" (height x width x depth)

DISTANCE FROM CEILING TO CENTRE OF DISPLAY
707-1577 mm / 27.8-62.1"

PACKAGED DIMENSIONS
780 x 245 x 180 mm / 30.71" x 9.65" x 7.09" (length x width x height)

PRODUCT WEIGHT
7.3 kg (16 lbs)

PACKAGED WEIGHT
9.1 kg (20.06 lbs)

SAFE WORKING LOAD
50 kg (110 lbs) Tested to withstand 3 x SWL

CONSTRUCTION MATERIAL
Steel

COLOUR
Powder coated Black

VESA SIZE
600 x 400 mm 500 x 400 mm 400 x 400 mm 400 x 300 mm 300 x 400 mm 300 x 300 mm 200 x 200 mm 200 x 100 mm 100 x 200 mm 100 x 100 mm (mounting plate is 230 x 230 mm / 9" x 9" and may interfere with input cables on rear of monitor - check first)

ACCESSORIES INCLUDED
4 x M4 14 mm screws 4 x M5 14 mm screws 4 x M6 14 mm screws 4 x M6 30 mm screws 4 x M8 30 mm screws 4 x M8 50 mm screws

WARRANTY
Lifetime return-to-base

COMPLIANCES
REACH

ORDER PART CODE
VFM-C6X4/V2 [EU SAP: 5370838 / US SAP: TBA]