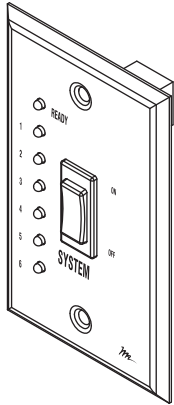
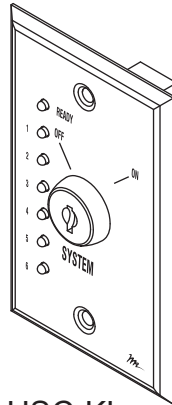


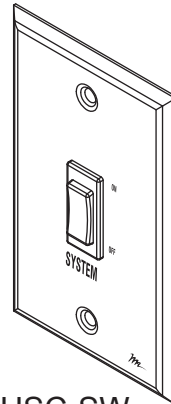
INSTRUCTION SHEET
REMOTE SWITCH CONTROL
FOR USE WITH USC-6R, MPR-SEQ SERIES
AND PDS SERIES



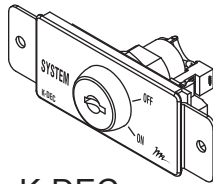
USC-SWL



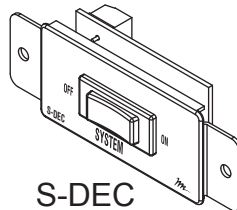
USC-KL



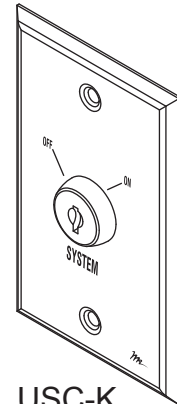
USC-SW



K-DEC



S-DEC



USC-K

THANK YOU

Thank you for purchasing a Remote Switch Control.

Please read these instructions thoroughly before installing / assembling this product.

PRODUCT FEATURES

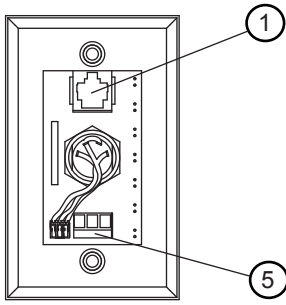
- Sequence initiation via switch or secure keyswitch.
- USC-KL and USC-SWL provide LED status indication and connect to USC-6R Universal Sequencing Controller.
- USC-K, USC-SW, K-DEC and S-DEC provide remote control for PDS Series and MPR-SEQ Series Sequencer. Can also be used with USC-6R if remote status indication is not required.



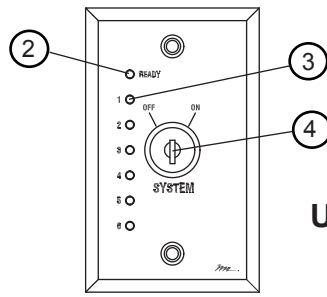
Middle Atlantic Products

I-00213

Rev A

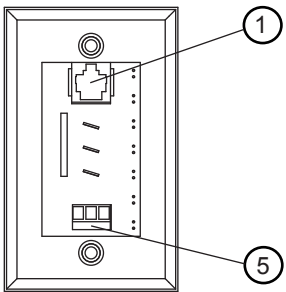


REAR

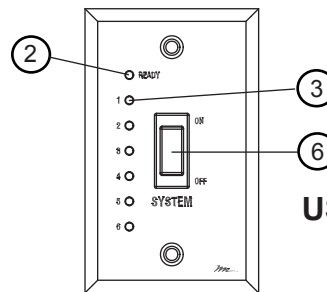


FRONT

USC-KL: Remote wallplate keyswitch with LED status indicators. (For use with USC-6R only)



REAR



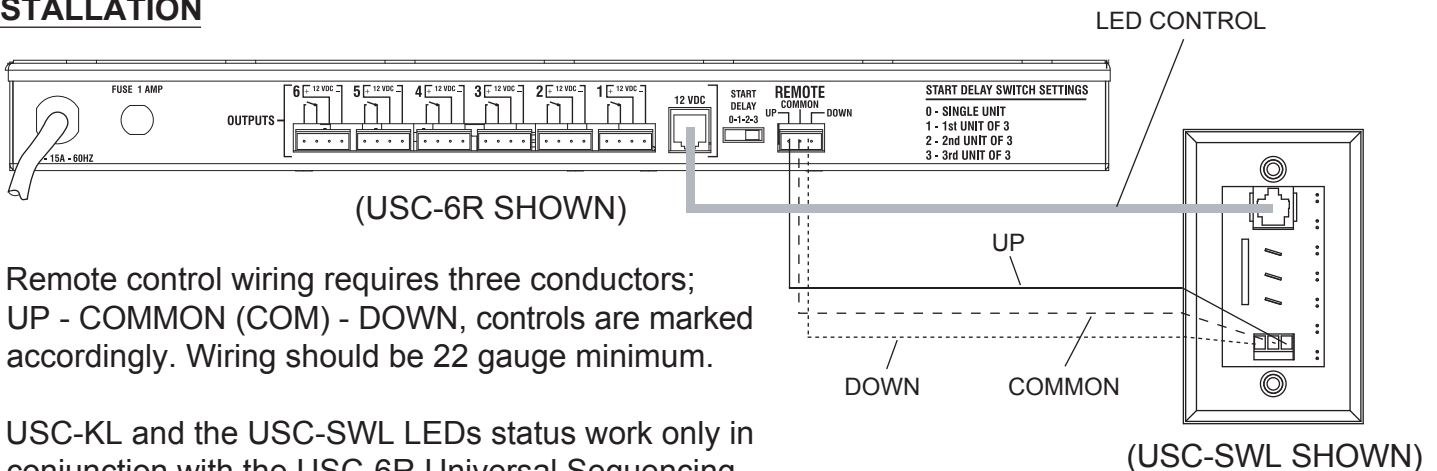
FRONT

USC-SWL: Remote wallplate switch with LED status indicators. (For use with USC-6R only)


FEATURES

- ① **RJ-45 LED JACK:** (8 conductor) Connects LED status indicators from the USC-6R to the remote control wall plate.
- ② **READY STATUS (Green) LED:** Indicates that the USC-6R is on and ready to receive control signals.
- ③ **6 STATUS (Yellow) LEDs:** Indicates sequence status of the USC-6R.
- ④ **REMOTE CONTROL KEY SWITCH:** (Single pole, double throw, center off, momentary)
- ⑤ **3 POSITION REMOTE CONTROL WIRING TERMINAL BLOCK:** Controls sequencer.
"Up, Common, Down" are to be connected to the corresponding terminals on the sequencing controller (USC-6R).
- ⑥ **REMOTE CONTROL ROCKER SWITCH:** (Single pole, double throw, center off, momentary)

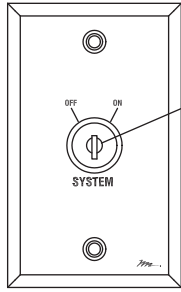
INSTALLATION



- 1) Remote control wiring requires three conductors; UP - COMMON (COM) - DOWN, controls are marked accordingly. Wiring should be 22 gauge minimum.
- 2) USC-KL and the USC-SWL LEDs status work only in conjunction with the USC-6R Universal Sequencing Controller. The LED connection requires an 8 pin straight through cable with RJ-45 connectors.

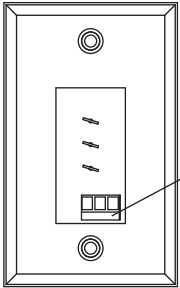


REAR

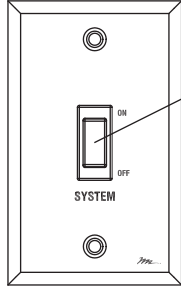


FRONT

USC-K: Remote wallplate keyswitch.

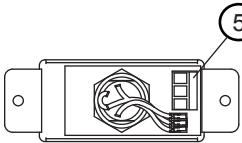


REAR

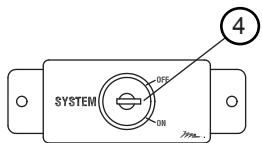


FRONT

USC-SW: Remote wallplate switch.

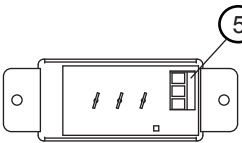


REAR

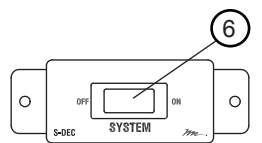


FRONT

K-DEC: Remote keyswitch mounts in Middle Atlantic Products Decora® openings only.



REAR



FRONT

S-DEC: Remote switch mounts in Middle Atlantic Products Decora® openings only.

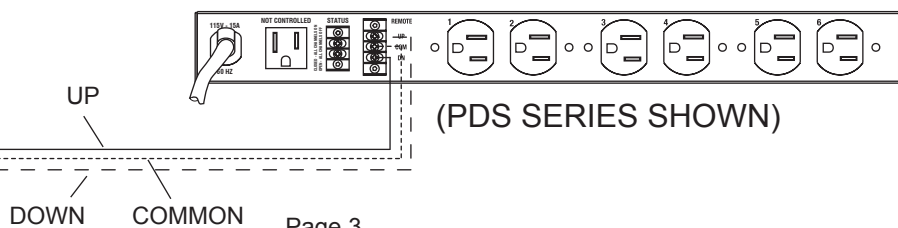

FEATURES

- ④ **REMOTE CONTROL KEY SWITCH:** (Single pole, double throw, center off, momentary)
- ⑤ **REMOTE CONTROL WIRING TERMINAL BLOCK:** (3 position) For control of sequencers. Up, Common, Down" are to be connected to the corresponding terminals on the sequencing controllers. (PDS Series and MPR-SEQ Series. Can also be used with USC-6R if remote status indication is not required)
- ⑥ **REMOTE CONTROL ROCKER SWITCH:** (Single pole, double throw, center off, momentary)

INSTALLATION

1) Remote control wiring requires three conductors; UP - COMMON (COM) - DOWN, controls are marked accordingly. Wiring should be 22 gauge minimum.

(USC-K SHOWN)



WARRANTY

Middle Atlantic Products (the "Company") warrants the Remote Switch Control to be free from defects in material or workmanship under normal use and conditions for a period of (3) three years from date of shipment by the Company.

The Company's entire liability to the purchaser, and the purchaser's (or any other party's) sole and exclusive remedy, under this warranty shall be limited, at the Company's option, to either (a) return of and refund of the price paid for, or (b) repair or replacement at the Company's factory of the products purchased, or any part or parts thereof, which the Company has determined to be defective after inspection thereof at the Company's factory.

This warranty does not cover damage due to acts of God, accident, misuse, abuse or negligence by parties other than the Company, or any modification or alteration of the products. In addition, this warranty does not cover damage due to improper handling, assembly, installation or maintenance.

THIS WARRANTY IS IN LIEU OF ALL OTHER WARRANTIES OF ANY KIND, EITHER EXPRESSED OR IMPLIED, INCLUDING, BUT NOT LIMITED TO, IMPLIED WARRANTIES OF MERCHANTABILITY AND FITNESS FOR A PARTICULAR PURPOSE.

TO THE MAXIMUM EXTENT PERMITTED BY APPLICABLE LAW, IN NO EVENT SHALL THE COMPANY BE LIABLE FOR ANY SPECIAL, INCIDENTAL, INDIRECT, OR CONSEQUENTIAL DAMAGES WHATSOEVER (INCLUDING, WITHOUT LIMITATION, DAMAGES FOR LOSS OF BUSINESS PROFITS, BUSINESS INTERRUPTION OR ANY OTHER PECUNIARY LOSS) ARISING OUT OF THE USE OF THE PRODUCTS PURCHASED, EVEN IF THE COMPANY HAS BEEN ADVISED OF THE POSSIBILITY OF SUCH DAMAGES. THE COMPANY'S LIABILITY TO THE PURCHASER (OR ANY OTHER PARTY) HEREUNDER, IF ANY, SHALL IN NO EVENT EXCEED THE PURCHASE PRICE OF THE PRODUCTS PAID TO THE COMPANY.

Corporate Headquarters

Corporate Voice 973-839-1011 - Fax 973-839-1976
International Voice +1 973-839-8821 - Fax +1 973-839-4982
middleatlantic.com - info@middleatlantic.com

Middle Atlantic Canada

Voice 613-836-2501 - Fax 613-836-2690
middleatlantic.ca - customerservicecanada@middleatlantic.ca

Factory Distribution

USA: NJ - CA - IL Canada: ON - BC

At Middle Atlantic Products we are always listening. Your comments are welcome.

Middle Atlantic Products is an ISO 9001 and ISO 14001 Registered Company.

