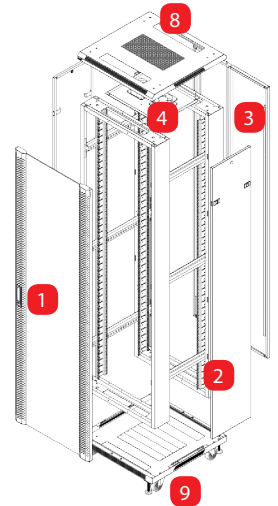
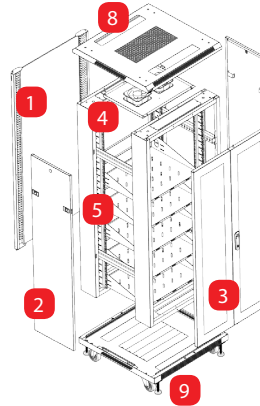
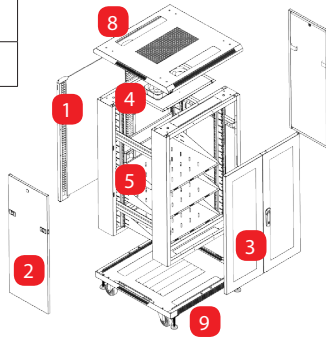
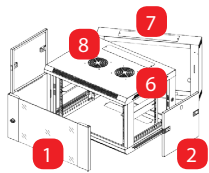


Component & Data Rack Enclosures And Accessories




Product Detail	
1	Reversible tempered glass front door with lock
2	Removable side panels
3	Perforated double swing locking back doors
4	Pre-installed dual fans
5	Pre-installed 2U shelves and blanks
6	Cutouts for optional dual fans
7	Hinged back panel
8	Top and bottom cable routing knockouts
9	Casters and leveling feet

- Ships fully assembled
- Works with all standard 19" rack components
- Removable glass door, side panels and back panels
- Vented top, bottom and back
- Adjustable front and rear rails



	W x D x H	Type	Fans	2U Shelves	2U Blanks	Max Static Load
RC12U	23.40" x 21.45" x 24.76"	Wall	0	0	0	130 lb
RC18U	23.40" x 23.40" x 38.92"	Floor	2	3	3	1760 lb
RC27U	23.40" x 23.40" x 54.13"	Floor	2	5	5	1760 lb
RC42U	23.40" x 23.40" x 80.15"	Floor	2	0	0	1760 lb



RCS2U
2U component shelf



RCB2U
2U blank



RCS5U
5U component shelf



RCF
Double fan assembly



RCH500/1000
Rack screws

