

# INSTALLATION/OPERATION INSTRUCTIONS COMP-COOL50/COMP-COOL50P 50 CFM COMPONENT COOLERS



**(I)COMP-COOL50**




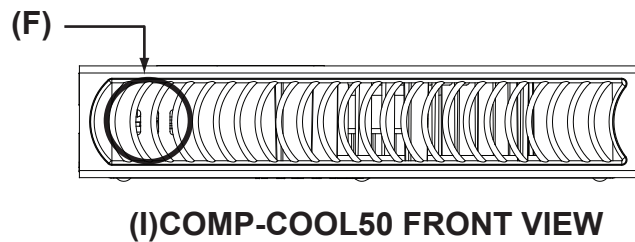
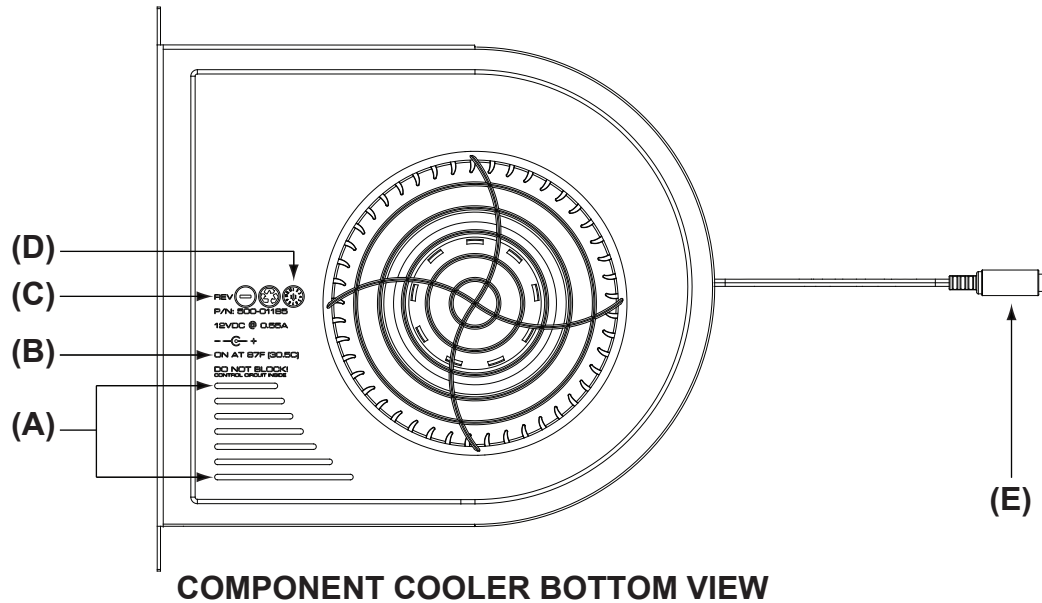
**(I)COMP-COOL50P**

Thank you for purchasing the (I)COMP-COOL50/(I)COMP-COOL50P Component Coolers. Please read these instructions thoroughly before installing/operating this product.

## PRODUCT FEATURES

- Powerful, yet quiet way to remove heat from electronic components on open shelving or racks.
- Blowers exhaust 50 CFM of hot air while providing high static pressure to maintain airflow.
- (I)COMP-COOL50 is ideal for cooling one component when no others need to be stacked on top of it.
- (I)COMP-COOL50P is ideal for cooling one component when stacking others on top.

## (I)COMP-COOL50/(I)COMP-COOL50P BLOWER CALLOUTS



A) CONTROL CIRCUIT WITH ON-BOARD TEMPERATURE SENSOR: DO NOT BLOCK!

B) TURN ON TEMPERATURE: The blower will turn on at 87° F (30.5° C) and run proportionately (speed increases with temperature) from 87° F (30.5° C) to 95° F (35° C). At 95° F and above, the blower will run at full speed. The blower will stop running at 85° F (29.4° C).

C) PRODUCT REVISION LEVEL: Current revision level of your (I)COMP-COOL50/(I)COMP-COOL50P.

D) MANUFACTURING DATE CODE: Denotes the date the (I)COMP-COOL50/(I)COMP-COOL50P was manufactured.

E) POWER CONNECTOR: Connects to the provided power supply.

F) POWER LED: Blue LED that illuminates when the unit is receiving power, both (I)COMP-COOL50/(I)COMP-COOL50P models.

G) (I)COMP-COOL50P POWER INLET: Connects to the provided power supply.

## (I)COMP-COOL50

### PARTS LIST

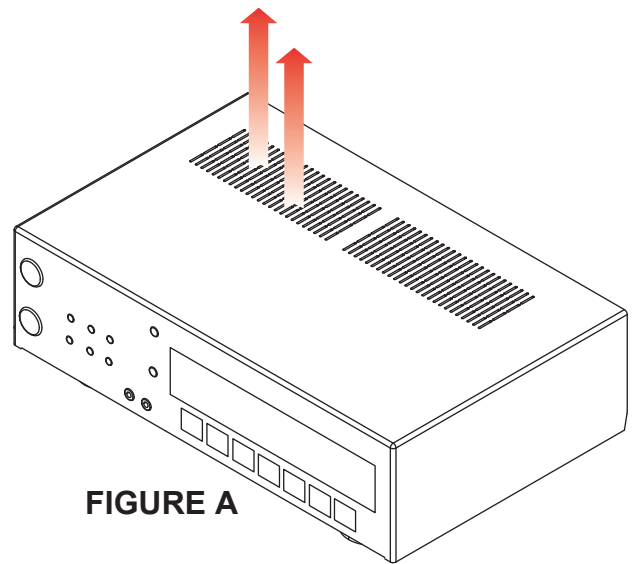
- 1 - (I)COMP-COOL50
- 1 - 12V 1A POWER SUPPLY
- 1 - ALCOHOL WIPE
- 5 - WIRE TIES
- 5 - WIRE TIE SADDLES

### INSTALLATION

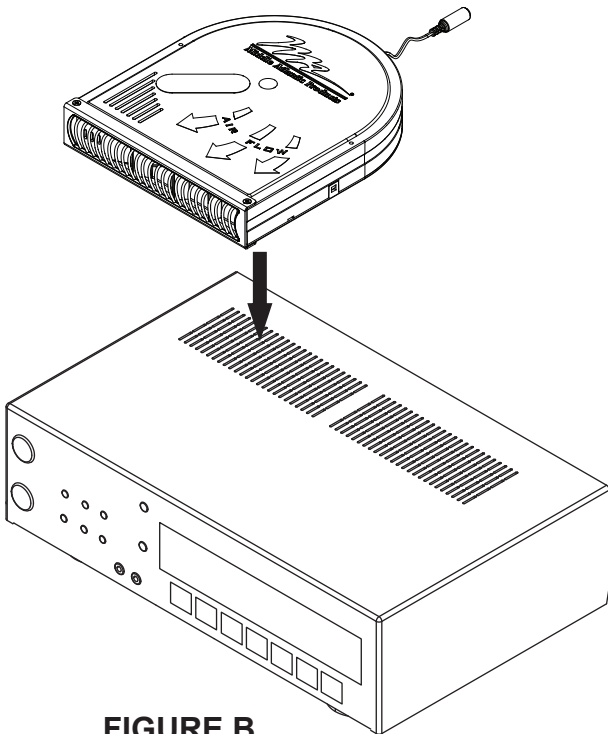
For Best Thermal Management Practices Please Visit  
<http://www.middleatlantic.com/pdf/ThermalManagement.pdf>

**NOTE:** The (I)COMP-COOL50 can be positioned in any direction to remove the hot air.

1) Locate the hot-spot on your component. **(FIGURE A)**



**FIGURE A**



**FIGURE B**

2) Position the (I)COMP-COOL50 in the desired location, and place it on the hot-spot. **(FIGURE B)**

- Aim toward desired opening in the rack to exhaust hot air.
- Aim toward source of forced ventilation.

3) Connect the unit's power source cable to the provided power supply.

- Wire ties and wire tie saddles are provided for cable management.

## (I)COMP-COOL50P

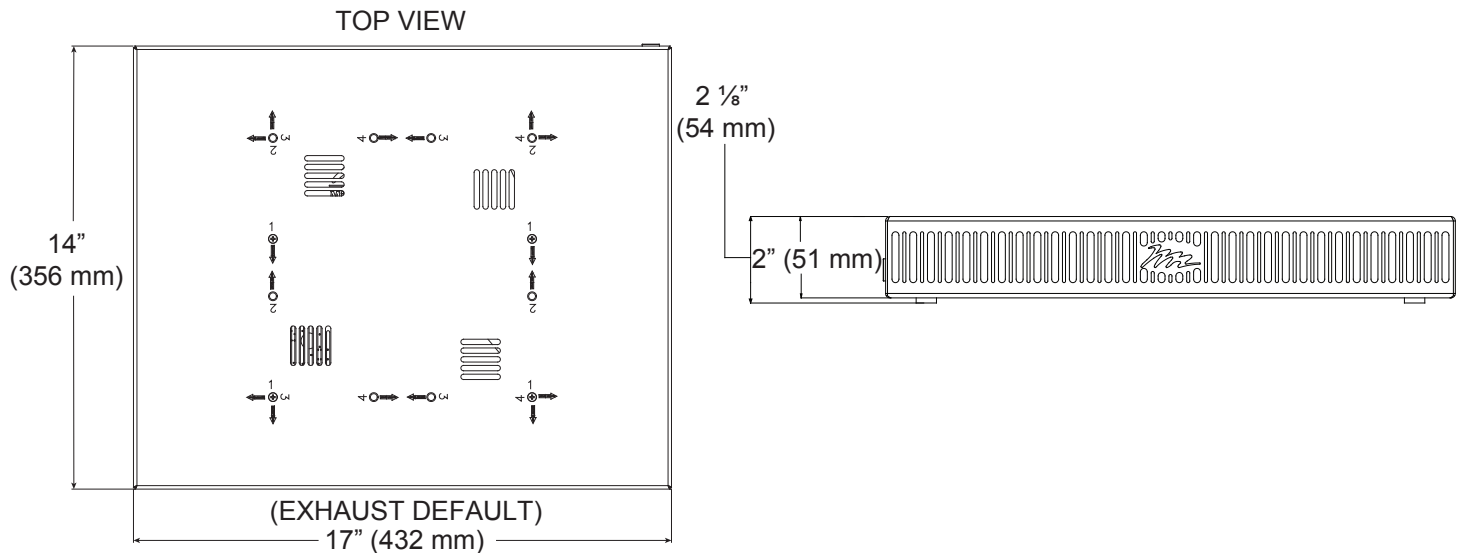
### PARTS LIST

- 1 - (I)COMP-COOL50P
- 1 - 12V 1A POWER SUPPLY
- 1 - ALCOHOL WIPE
- 5 - WIRE TIES
- 5 - WIRE TIE SADDLES



**WEIGHT RATING:** 150 lbs (68 kg). The weight must be within 2" (51 mm) of all outer edges. Any components or shelving supporting the (I)COMP-COOL50P **MUST** be able to support 150 lbs (68 kg).

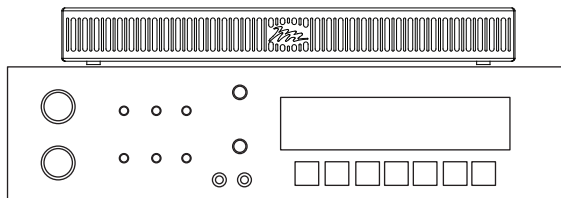
### DIMENSIONS



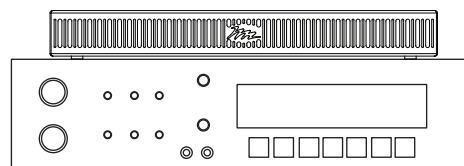
### POSITIONING

- The (I)COMP-COOL50P blower comes factory installed facing the front of the unit (17" width) (432 mm). It can be repositioned by removing the four Phillips head screws securing it in place. It can be relocated to face three other positions (see page 5).

- 1) Choose 17" (432 mm) or 14" (356 mm) dimension for the front, depending on the depth of the components below or above the (I)COMP-COOL50P.



17" (432 mm)



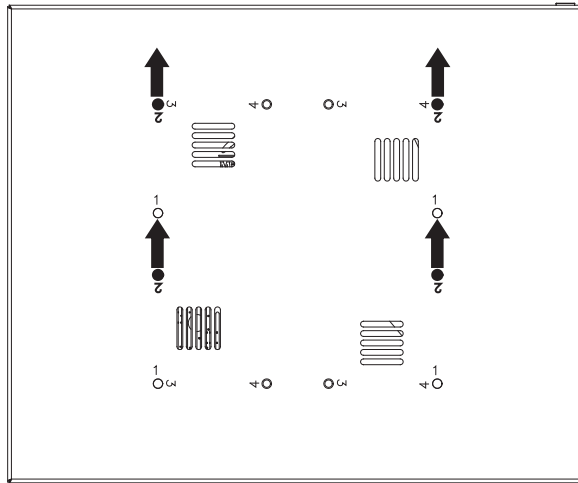
14" (356 mm)

- 2) Locate the hot-spot. Aim the unit toward desired opening in the rack to exhaust hot air, or aim the unit toward source of forced ventilation.
  - 3) To ensure the unit is level and properly spaced, the rubber feet may be relocated to one of slots on the bottom.
- Wire ties and wire tie saddles are provided for cable management.

## REPOSITIONING THE BLOWER

- The three ways the blower can be repositioned to are detailed below. The corresponding vents must be placed over the hot-spot. **DO NOT OVERTIGHTEN SCREWS WHEN REINSTALLING THE BLOWER.**

14" (356 mm)

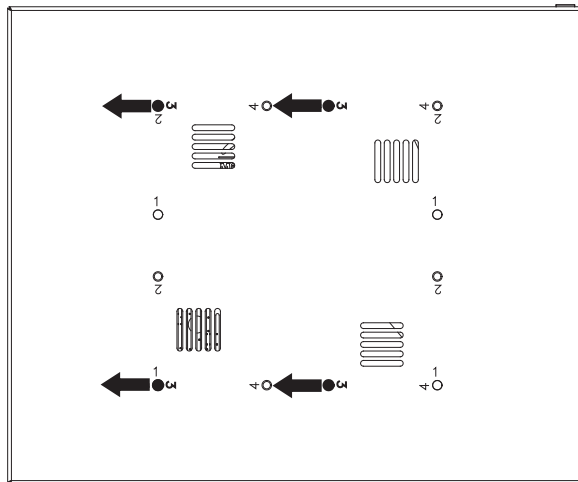


17" (432 mm)

**ALL REFERENCED DIRECTIONS  
ARE BASED ON THE 17" (432)  
DEFAULT FRONT**

Unit shown exhausting hot  
air to the rear.

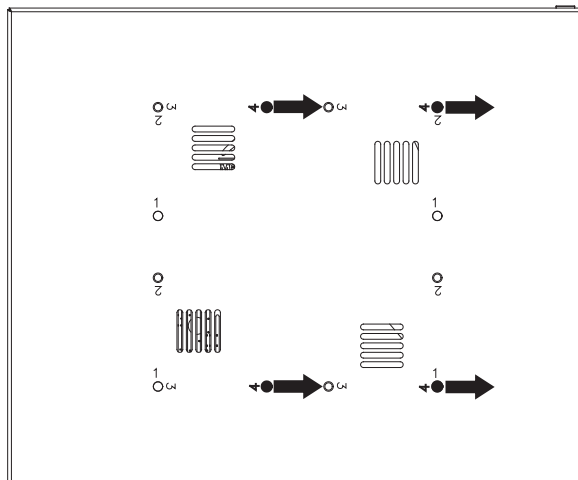
14" (356 mm)



17" (432 mm)

Unit shown exhausting hot  
air to the left side.

14" (356 mm)



17" (432 mm)

Unit shown exhausting hot  
air to the right side.



#### **WARRANTY**

Middle Atlantic Products, Inc. (the "Company") warrants the 50 CFM COMP-COOLERS to be free from defects in material or workmanship under normal use and conditions for a period of (3) three years from date of shipment by the Company.

The Company's entire liability to the purchaser, and the purchaser's (or any other party's) sole and exclusive remedy, under this warranty shall be limited, at the Company's option, to either (a) return of and refund of the price paid for, or (b) repair or replacement at the Company's factory of the products purchased, or any part or parts thereof, which the Company has determined to be defective after inspection thereof at the Company's factory. This warranty does not cover damage due to acts of God, accident, misuse, abuse or negligence by parties other than the Company, or any modification or alteration of the products. In addition, this warranty does not cover damage due to improper handling, assembly, installation or maintenance.

THIS WARRANTY IS IN LIEU OF ALL OTHER WARRANTIES OF ANY KIND, EITHER EXPRESSED OR IMPLIED, INCLUDING, BUT NOT LIMITED TO, IMPLIED WARRANTIES OF MERCHANTABILITY AND FITNESS FOR A PARTICULAR PURPOSE.

TO THE MAXIMUM EXTENT PERMITTED BY APPLICABLE LAW, IN NO EVENT SHALL THE COMPANY BE LIABLE FOR ANY SPECIAL, INCIDENTAL, INDIRECT, OR CONSEQUENTIAL DAMAGES WHATSOEVER (INCLUDING, WITHOUT LIMITATION, DAMAGES FOR LOSS OF BUSINESS PROFITS, BUSINESS INTERRUPTION OR ANY OTHER PECUNIARY LOSS) ARISING OUT OF THE USE OF THE PRODUCTS PURCHASED, EVEN IF THE COMPANY HAS BEEN ADVISED OF THE POSSIBILITY OF SUCH DAMAGES. THE COMPANY'S LIABILITY TO THE PURCHASER (OR ANY OTHER PARTY) HEREUNDER, IF ANY, SHALL IN NO EVENT EXCEED THE PURCHASE PRICE OF THE PRODUCTS PAID TO THE COMPANY.

#### **Corporate Headquarters**

Corporate Voice 973-839-1011 - Fax 973-839-1976 / International Voice +1 973-839-8821 - Fax +1 973-839-4982  
middleatlantic.com - info@middleatlantic.com

#### **Middle Atlantic Canada**

Voice 613-836-2501 - Fax 613-836-2690 / middleatlantic.ca - customerservicecanada@middleatlantic.ca

#### **Factory Distribution**

USA: NJ - CA - IL Canada: ON - BC

**At Middle Atlantic Products we are always listening. Your comments are welcome.**