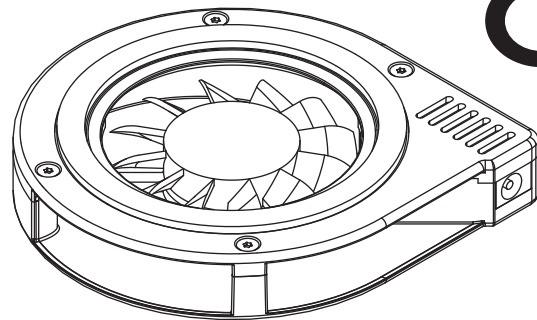
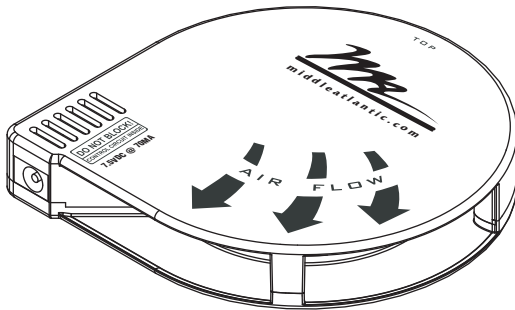


# INSTRUCTION SHEET

## ICOMP-COOL

### QUIET-COOL SERIES™ COMPONENT COOLER

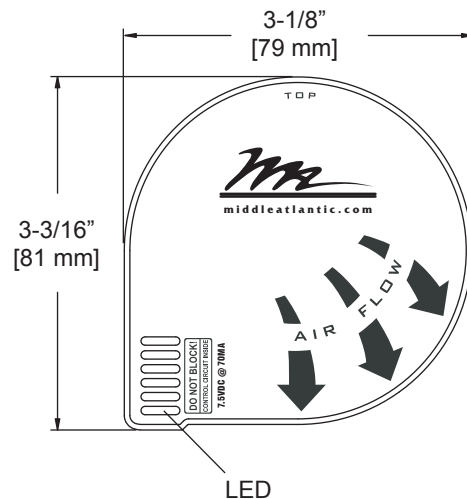
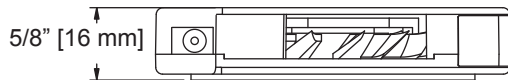


#### THANK YOU

Thank you for purchasing the Quiet-Cool Series™ ICOMP-COOL Component Cooler. Please read these instructions thoroughly before installing this product.

#### PRODUCT FEATURES

- Extends equipment life.
- Removes heat directly from the source.
- Up to ten individual ICOMP-COOLs can be run from one power supply.



#### SPECIFICATIONS

MODEL	POWER REQUIREMENTS	CFM	dBA @ 1 METER
ICOMP-COOL	7.5 VDC @ 70mA	8 Per Fan	19
ICOMP-COOL-E	7.5 VDC @ 70mA	8 Per Fan	19
ICOMP-COOL-3	7.5 VDC @ 210mA	8 Per Fan	24

- Fan turns on at 87°F [30.5°C] and turns off at 85°F [29.4°C]
- LED illuminates green when fan activates, and red when fan deactivates

## PARTS

### FAN UNIT



	<u>QTY</u>
- ICOMP-COOL	1
- ICOMP-COOL - 3	3
- ICOMP-COOL - E	0

### ADHESIVE BACKED FEET



	<u>QTY</u>
- ICOMP-COOL	8
- ICOMP-COOL - 3	24
- ICOMP-COOL - E	8

### WIRE TIE MOUNT



	<u>QTY</u>
- ICOMP-COOL	5
- ICOMP-COOL - 3	15
- ICOMP-COOL - E	5

### POWER SUPPLY



	<u>QTY</u>
- ICOMP-COOL	1
- ICOMP-COOL - 3	1
- ICOMP-COOL - E	0

### WIRE TIE



	<u>QTY</u>
- ICOMP-COOL	5
- ICOMP-COOL - 3	15
- ICOMP-COOL - E	5

### JUMPER CORD



	<u>QTY</u>
- ICOMP-COOL	0
- ICOMP-COOL - 3	2
- ICOMP-COOL - E	1

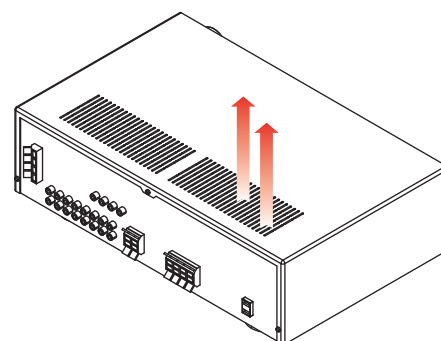
## INSTALLATION

- 1) Locate the hot spot on your component. **(FIGURE A)**
- 2) Clean area with provided alcohol wipe.
- 3) Remove paper covering adhesive ring. **(FIGURE B)**
- 4) Position ICOMP-COOL with power jack facing rear of component. **(FIGURE C)** Press down to adhere.

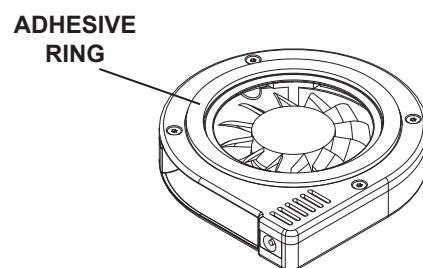
**TIP:** If your cabinet does not have doors or sides, you may prefer to position the unit so the air flows in a different direction.

- 5) Select appropriate wall plug for your region and install in provided power supply.
- 6) Connect ICOMP-COOL to power source using provided Power Supply.

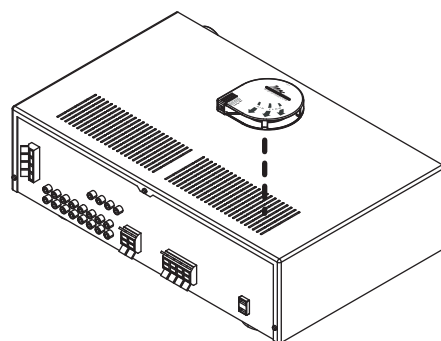
**NOTE:** Wire Ties and Wire Tie Mounts are provided for cable management.



**FIGURE A**



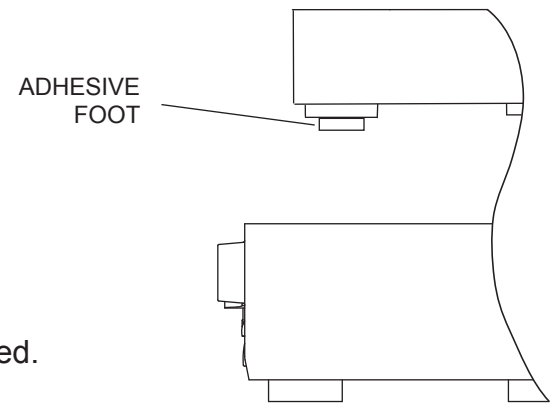
**FIGURE B**



**FIGURE C**

**NOTE:** If extra clearance between components is required to accommodate the ICOMP-COOL, apply Adhesive Backed Feet on the feet of the upper component with adhesive side up. **(FIGURE D)**

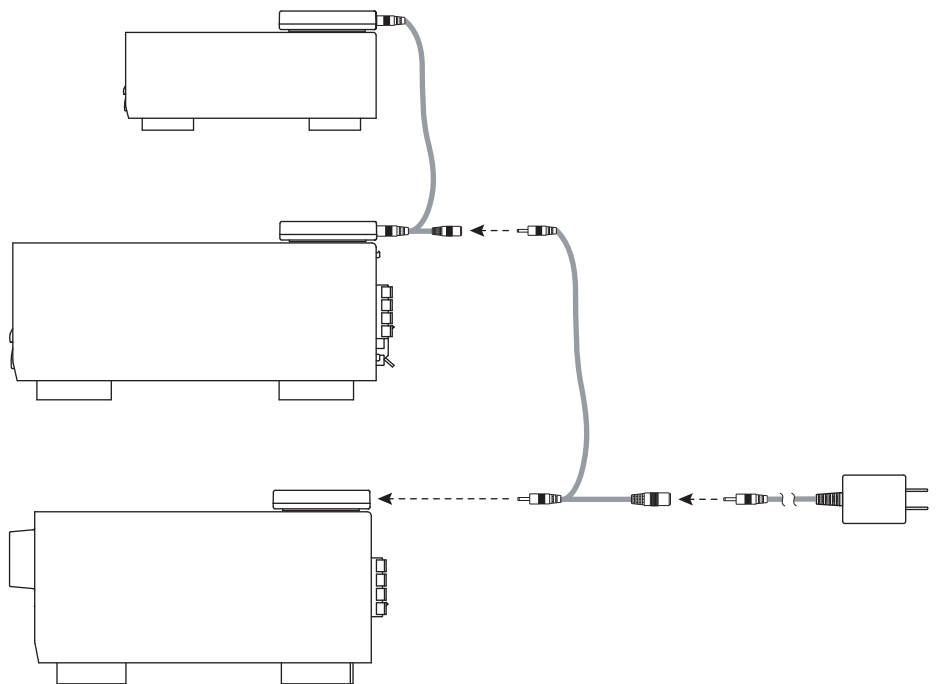
Two Feet are provided for each location, but only one per location may be required.



**FIGURE D**

### **ICOMP-COOL-3 INSTALLATION (FIGURE E)**

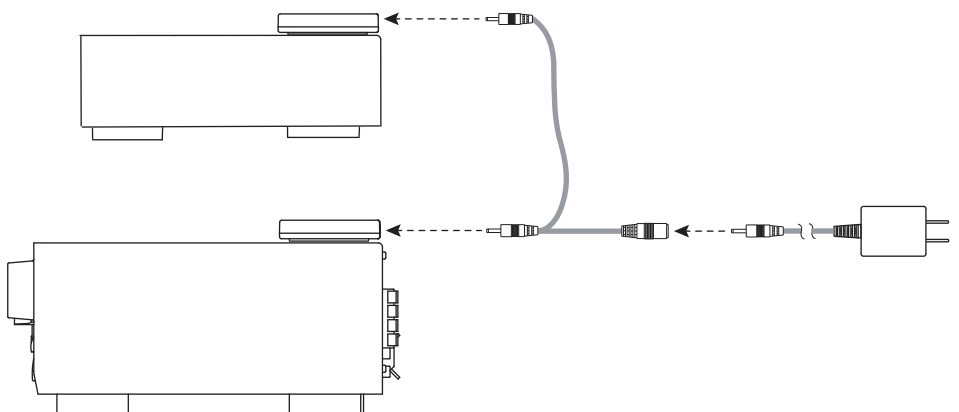
- 1) Install individual ICOMP-COOL units on equipment as required.
- 2) Using provided Jumper Cords, chain individual ICOMP-COOL units together.
- 3) Connect Power Supply to power source.



**FIGURE E**

### **ICOMP-COOL-E INSTALLATION (FIGURE F)**

- 1) Using provided Jumper Cord, connect ICOMP-COOL-E to pre-installed ICOMP-COOL.



**FIGURE F**

## **WARRANTY**

Middle Atlantic Products (the "Company") warrants the Quiet-Cool Series™ ICOMP-COOL to be free from defects in material or workmanship under normal use and conditions for a period of (3) years from date of shipment by the Company.

The Company's entire liability to the purchaser, and the purchaser's (or any other party's) sole and exclusive remedy, under this warranty shall be limited, at the Company's option, to either (a) return of and refund of the price paid for, or (b) repair or replacement at the Company's factory of the products purchased, or any part or parts thereof, which the Company has determined to be defective after inspection thereof at the Company's factory.

This warranty does not cover damage due to acts of God, accident, misuse, abuse or negligence by parties other than the Company, or any modification or alteration of the products. In addition, this warranty does not cover damage due to improper handling, assembly, installation or maintenance.

THIS WARRANTY IS IN LIEU OF ALL OTHER WARRANTIES OF ANY KIND, EITHER EXPRESSED OR IMPLIED, INCLUDING, BUT NOT LIMITED TO, IMPLIED WARRANTIES OF MERCHANTABILITY AND FITNESS FOR A PARTICULAR PURPOSE.

TO THE MAXIMUM EXTENT PERMITTED BY APPLICABLE LAW, IN NO EVENT SHALL THE COMPANY BE LIABLE FOR ANY SPECIAL, INCIDENTAL, INDIRECT, OR CONSEQUENTIAL DAMAGES WHATSOEVER (INCLUDING, WITHOUT LIMITATION, DAMAGES FOR LOSS OF BUSINESS PROFITS, BUSINESS INTERRUPTION OR ANY OTHER PECUNIARY LOSS) ARISING OUT OF THE USE OF THE PRODUCTS PURCHASED, EVEN IF THE COMPANY HAS BEEN ADVISED OF THE POSSIBILITY OF SUCH DAMAGES. THE COMPANY'S LIABILITY TO THE PURCHASER (OR ANY OTHER PARTY) HEREUNDER, IF ANY, SHALL IN NO EVENT EXCEED THE PURCHASE PRICE OF THE PRODUCTS PAID TO THE COMPANY.

### **Corporate Headquarters**

Corporate Voice 973-839-1011 - Fax 973-839-1976  
International Voice +1 973-839-8821 - Fax +1 973-839-4982  
middleatlantic.com - info@middleatlantic.com

### **Middle Atlantic Canada**

Voice 613-836-2501 - Fax 613-836-2690  
middleatlantic.ca - customerservicecanada@middleatlantic.ca

### **Factory Distribution**

USA: NJ - CA - IL Canada: ON - BC

**At Middle Atlantic Products we are always listening. Your comments are welcome.**

**Middle Atlantic Products is an ISO 9001 and ISO 14001 Registered Company.**

