


SALAMANDER
DESIGNS

ADVANCED WORKPLACE SOLUTIONS





ADVANCED WORKPLACE SOLUTIONS



CUSTOMIZABLE CABINETS 08

Low Profile Cabinets	10
Standard Profile Cabinets	12
Deep Profile Cabinets	14
Projector Cabinets	16
Styles	18
Video Mounts	20
Interiors	23
Accessories	31
Preconfigured Solutions	37



DISPLAY STANDS 42

Electric Lift Mobile Stands	44
Fixed Height Mobile Stands	46
Accessories	48



ON-WALL SOLUTIONS 50

Electric Lift Wall Stand	51
Manual Lift/Tilt Mounts	52

DESIGN & ENGINEERING SERVICES 53

ORDER GUIDE 56



SALAMANDER
DESIGNS

Furniture Shaped By Your Needs ®

25th
Anniversary

Driven by passion &
quality craftsmanship
for 25+ years



“As we ramped up our Boston Interim Site build-out, we turned to Salamander Designs for quality solutions geared to our needs. They provided high quality, innovative, customized, AV-integrated products with quick delivery. We gained installation efficiencies and seamless execution.”

-Tom Kapitan
GE Senior It Leader Digital Operation



MAKING YOUR WORKPLACE AN EXTENSION OF YOUR WORKFORCE

It's not furniture – it's the most important set of tools you provide to your employees and visitors.

At Salamander Designs, we get it. We've been designing and manufacturing premium quality furniture for residential and commercial audio/video integration for more than 25 years. All products are custom made in a 100% solar-powered USA facility, quick shipped within days and backed by a lifetime warranty which includes the most superior support.

Salamander's expert design team and build-to-order formula serve a wide range of markets and a commanding cross section of global companies including General Electric, Sony, Microsoft, ExxonMobil, Bank of America and Dell.

Our advanced, flexible solutions are carefully designed to support Integrators, Architects, Designers, Facility Managers and everyday users.

And we treat every customer as if they were our only customer.
That's our promise to you.



Designed in a
100% solar powered
USA facility



Uniquely
quick-shipped
within days



Backed by superior
service & lifetime
warranty



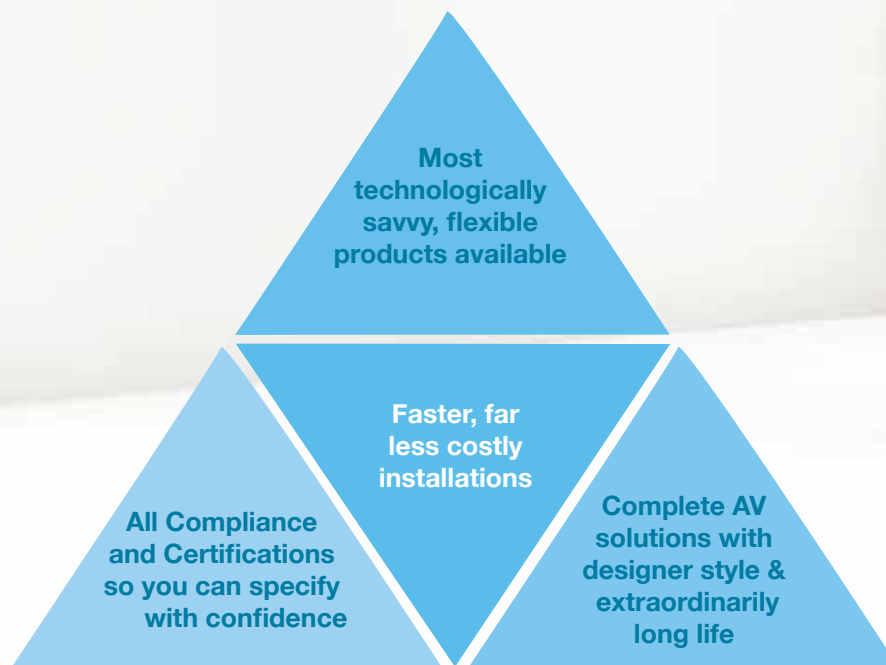
MADE IN USA

TECH-CENTRIC FURNITURE SYSTEM

Everything we produce is technology-centric. This means, not only is it beautiful, it's engineered to perform for every AV application and customer you encounter. And, for a lifetime.

You can expect timeless styles and maximum flexibility for professional AV cabinets, mobile flat panel stands, motorized stands, on-wall solutions and more. Whether budgeting a capital expenditure to equip your entire workforce or purchasing one low-profile cabinet to upgrade your reception area, we provide expert engineering, design and manufacture for all your needs.

Salamander products deploy quickly, and are upgradeable and retro-fit friendly. Our adaptable furniture supports ever-changing technologies and is easily refreshed in lieu of replacement. Simple to install, technologically savvy and built to last. Guaranteed.







RAPID DEPLOYMENT

Exceptionally rapid
deployment – days
rather than weeks

REDUCE

Reduce other trades,
saving time and money

Turnkey systems that
decrease wall cutting and
running wires

TURNKEY SYSTEMS



BY YOUR SIDE, AT YOUR SERVICE, WE DELIVER

Successful custom integration requires the perfect storm of skills— that's what sets you apart from your peers. We get that.

We also know having the right team involved from start to finish of your project gives you peace of mind knowing your reputation and customers are in capable hands. Salamander has the experience you need for successful product development— core systems, plus custom design, engineering and manufacturing knowhow that brings your product quickly to life.

Our modular solutions move much faster from decision to delivery. We build turnkey systems in the US and quick ship. You save time, money and hassle. AND we can assist with refurbishing and upgrades, including finish matching.

We can help speed up the entire project, as our unique modular configuration allows you to pre-wire and set up rack cart systems in advance. Installations come together faster as items arrive. Your team can reposition, service and upgrade systems in hours – rather than days.

CUSTOMIZABLE CABINETS

All pieces are built to order, manufactured in the USA and backed by a Lifetime Warranty. Select from our wide variety of styles, materials, sizes and finishes of furniture to support technology, unified communication and maximum user engagement with designer style.



DESIGN YOUR OWN IN 5 EASY STEPS

- 1 The Frame** - Choose from four frames in various heights & widths.
- 2 Style** - Select a style with top and footing options.
- 3 Display** - Integrated mounts support single or dual monitors.
- 4 Interiors** - Outfit each bay with functional storage, pro racks and more.
- 5 Accessories** - Enhance the performance of your cabinet with accessories.

PRECONFIGURED SOLUTIONS

For quick ordering, start with a preconfigured cabinet solution.

See page 37.

A woman with long brown hair, wearing a light-colored blazer and dark pants, stands in a modern office environment. She is interacting with a large, floor-standing touch-screen monitor. The monitor displays a web application with various charts and text. The monitor is mounted on a long, low cabinet with a white, textured, geometric pattern. The cabinet has a light-colored top and a dark base. The floor is covered with a patterned carpet. A window is visible in the background on the left.

Cabinets Feature:

- Aluminum frame
- Designer styles
- Wire management
- Soft-close doors
- Adjustable interiors
- Fully customizable

CABINETS / LOW PROFILE

- 1 Frame
- 2 Style
- 3 Video Mount
- 4 Interiors
- 5 Accessories



Designed For Touchscreens



Ergonomic - minimal screen reach



Wall Mounted - provides convenience and frees up floor space



ADA COMPLIANT SOLUTIONS

* Shown with optional video mounts and interiors.

***Display Mount**

Dual Mount (holds two, 55-90", 175 lbs ea.) or Single Mount (holds 55-90" up to 300 lbs).

***Camera Shelf**

***Interior Storage**

Wire Management

12" D

***Vertical Rack Mount**

3U or 5U available per bay

Aluminum Frame

Durable & Flexible Support Chassis

Ventilation

Built-in louvers for better air flow to keep equipment cool.

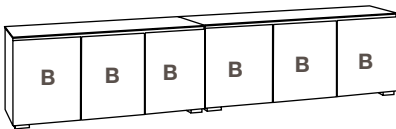
Soft-Close Doors

12" DEEP MODELS

Designed for Interactive Flat Panel Displays

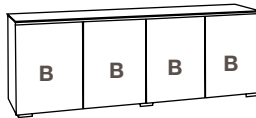
Low-profile, shallow depth cabinets are sleek, streamlined solutions for supporting AV/IT technology. Our innovative design conceals all equipment and cables, and simple installation allows them to be affixed to any wall without special preparation. A unique, shallow depth provides a comfortable working position for interactive display users.

6 BAYS



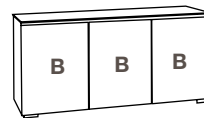
C/D1/367/
~129.75"W x 31.25"H x 12"D

4 BAYS



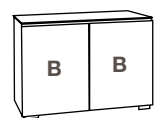
C/D1/347/
~85.5"W x 31.25"H x 12"D

3 BAYS



Model: C/D1/337/
~64.75"W x 31.25"H x 12"D

2 BAYS

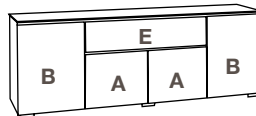


C/D1/323/
~44"W x 31.25"H x 12"D

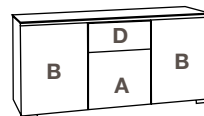
1 BAY



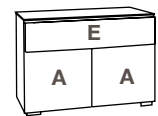
C/D1/317/
~23.25"W x 31.25"H x 12"D



C/D1/345/
~85.5"W x 31.25"H x 12"D



C/D1/336/
~64.75"W x 31.25"H x 12"D



C/D1/329/
~44"W x 31.25"H x 12"D

Interior Dimensions

A : Single-Width Compartment	19.75"W x 11"D x 17.75"H
B : Single-Width Compartment	19.75"W x 11"D x 27.75"H
D : Single-Width Speaker/Multi-Functional Compartment * Includes Speaker Grill	19.75"W x 11"D x 9"H
E : Double-Width Speaker/Multi-Functional Compartment * Includes Speaker Grill	40.5"W x 11"D x 9"H

Speaker Integration

Models 345, 336 and 329 accommodate a wide range of speaker types and sizes.



CABINETS / STANDARD PROFILE

1 Frame

2 Style

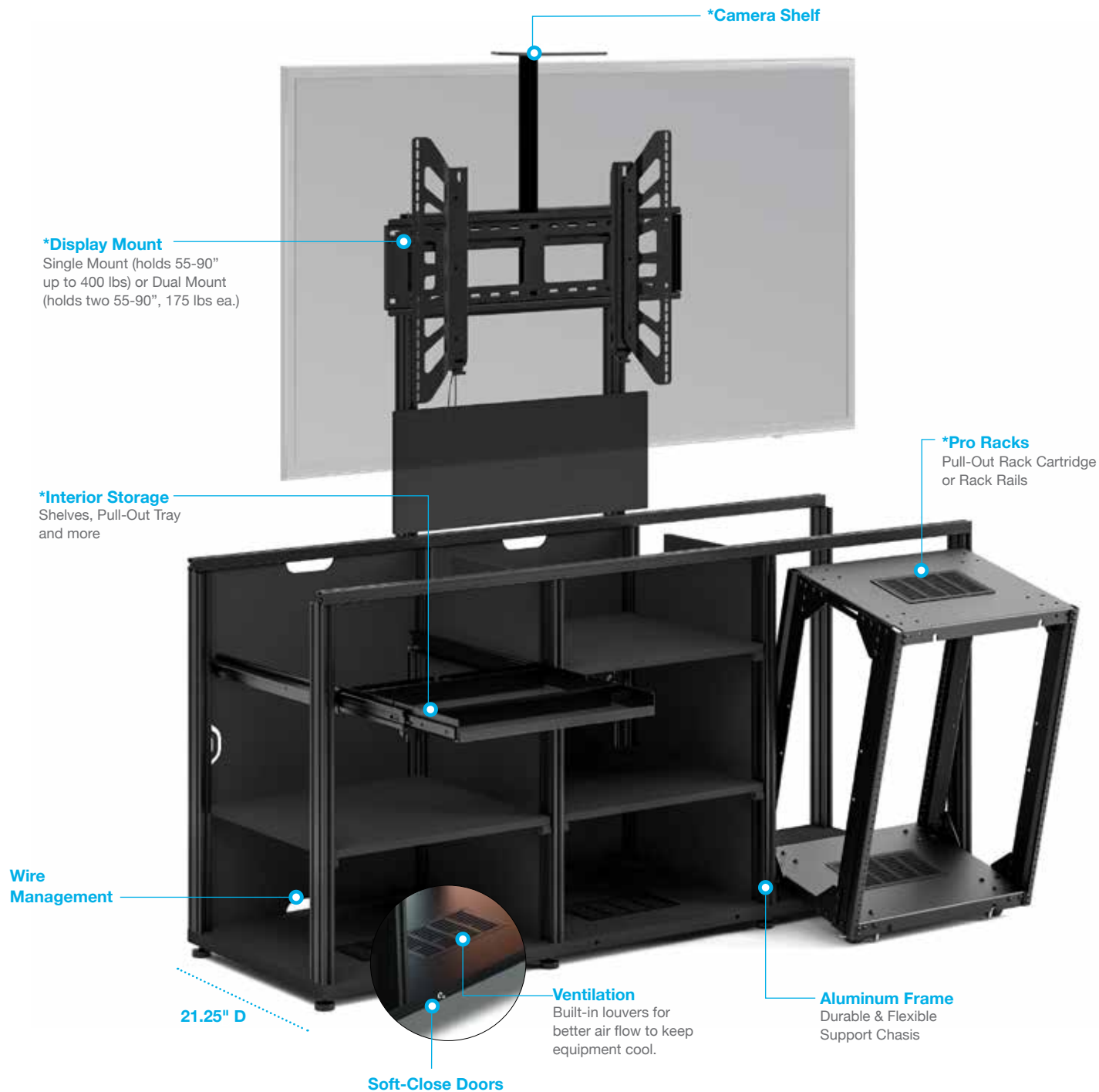
3 Video Mount

4 Interiors

5 Accessories

- Designed for Integrated AV/IT
- Robust, Large-Capacity
- Low Impact Installation

* Shown with optional video mounts and interiors.

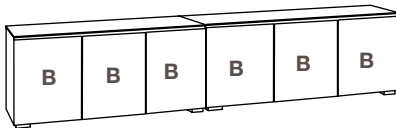


21" DEEP MODELS

Designed for Fully Integrated Technologies

These robust, large-capacity cabinet systems house all electronics, including integrated support for AV/IT systems. Freestanding and fully integrated cabinets are perfect for retrofit installations, allowing for quick and efficient installation.

6 BAYS



C/D2/367/

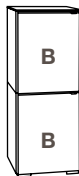
~129.75"W x 31.25"H x 21.25"D

1 BAY



C/D2/317/

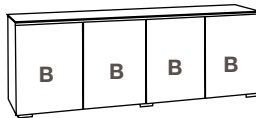
~23.25"W x 31.25"H x 21.25"D



C/D2/617/

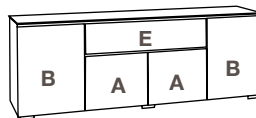
~23.25"W x 60.625"H x 21.25"D

4 BAYS



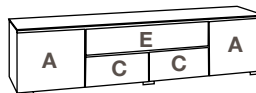
C/D2/347/

~85.5"W x 31.25"H x 21.25"D



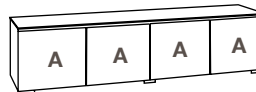
C/D2/345/

~85.5"W x 31.25"H x 21.25"D



C/D2/245/

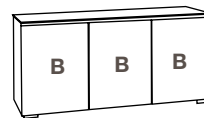
~85.5"W x 21.5"H x 21.25"D



C/D2/247/

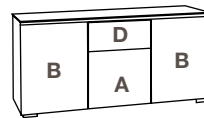
~85.5"W x 21.5"H x 21.25"D

3 BAY



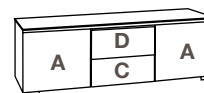
C/D2/337/

~64.75"W x 31.25"H x 21.25"D



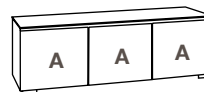
C/D2/336/

~64.75"W x 31.25"H x 21.25"D



C/D2/236/

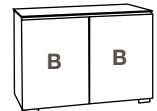
~64.75"W x 21.5"H x 21.25"D



C/D2/237/

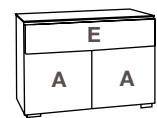
~64.75"W x 21.5"H x 21.25"D

2 BAYS



C/D2/323/

~44"W x 31.25"H x 21.25"D



C/D2/329/

~44"W x 31.25"H x 21.25"D

Interior Dimensions

A : Single-Width Compartment	19.75"W x 19.5"D x 17.75"H
B : Single-Width Compartment	19.75"W x 19.5"D x 27.75"H
C : Drawer	18.625"W x 18"D x 7.75"H
D : Single-Width Speaker/Multi-Functional Compartment * Includes Speaker Grill	19.75"W x 19.5"D x 9"H
E : Double-Width Speaker/Multi-Functional Compartment * Includes Speaker Grill	40.5"W x 19.5"D x 9"H

Speaker Integration

Models 345, 336, 329, 245 & 236 accommodate a wide range of speaker types and sizes.



CABINETS / DEEP PROFILE

1 Frame

2 Style

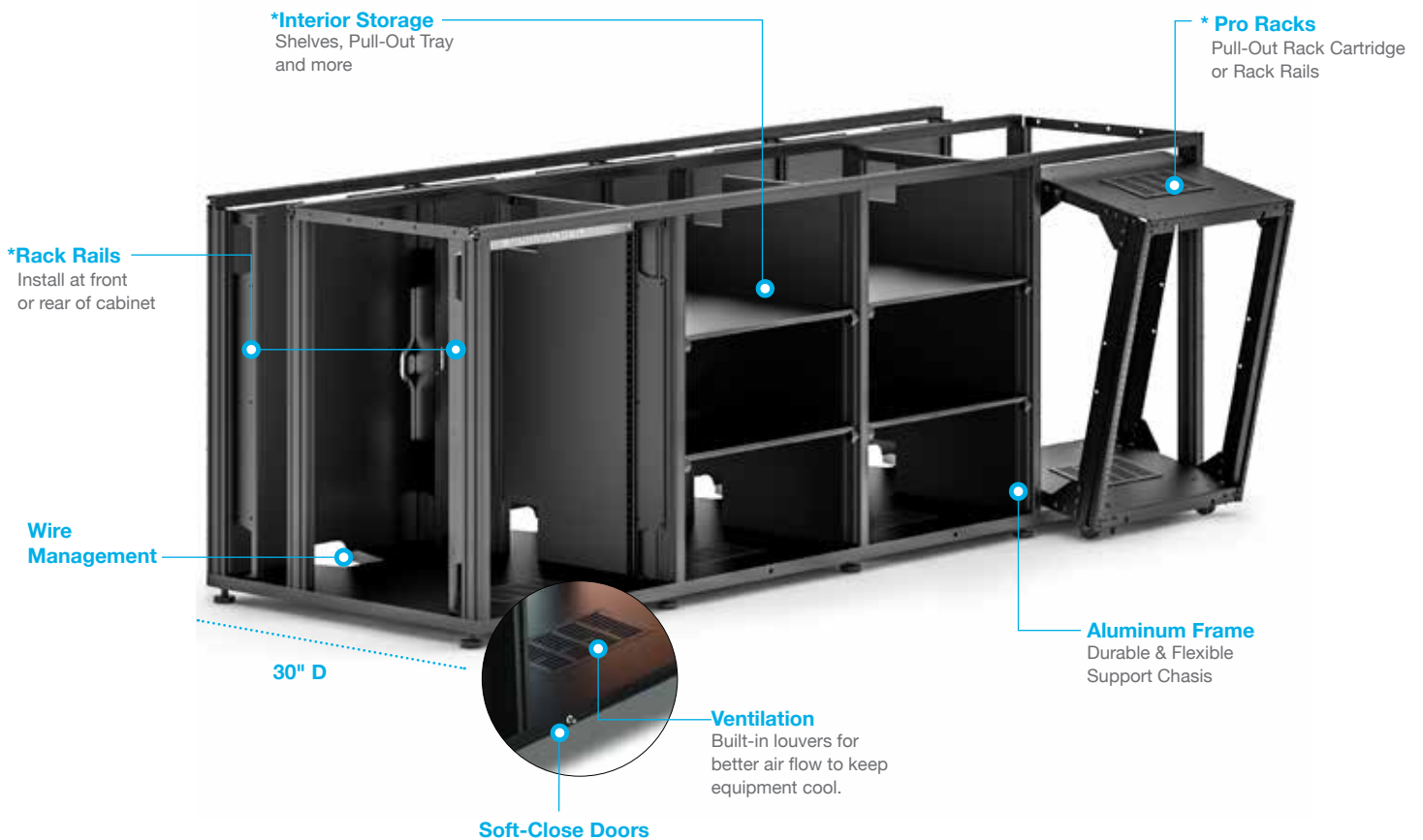
3 Video Mount

4 Interiors

5 Accessories

- Designed for Over-Sized Professional AV/IT Components
- Robust, X-Large Capacity
- Low Impact Installation

* Shown with optional video mounts and interiors.



30" DEEP MODELS

Designed for Pro AV/IT

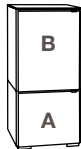
Pro Deep Profile Cabinets accommodate extra-deep components, allowing easy access to rear connections and cabling, and providing storage for accessories and workplace technologies. Simple, low-impact standardized installation simplifies deployment.

1 BAY



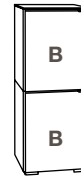
C/D3/317/

~23.25"W x 31.25"H x 30"D



C/D3/517/

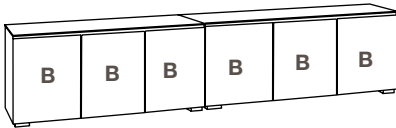
~23.25"W x 50.875"H x 30"D



C/D3/617/

~23.25"W x 60.625"H x 30"D

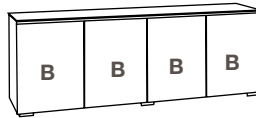
6 BAYS



C/D3/367/

~129.75"W x 31.25"H x 30"D

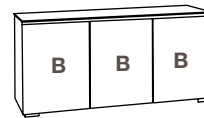
4 BAYS



C/D3/347/

~85.5"W x 31.25"H x 30"D

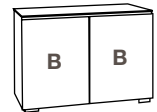
3 BAY



C/D3/337/

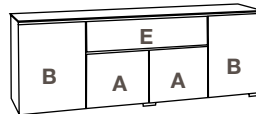
~64.75"W x 31.25"H x 30"D

2 BAYS



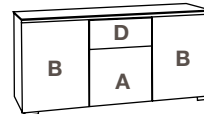
C/3/323/

~44"W x 31.25"H x 30"D



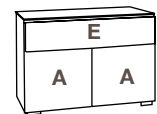
C/D3/345/

~85.5"W x 31.25"H x 30"D



C/D3/336/

~64.75"W x 31.25"H x 30"D



C/D3/329/

~44"W x 31.25"H x 30"D

Interior Dimensions

A : Single-Width Compartment	19.75"W x 28.5"D x 17.75"H
B : Single-Width Compartment	19.75"W x 28.5"D x 27.75"H
D : Single-Width Speaker/Multi-Functional Compartment * Includes Speaker Grill	19.75"W x 28.5"D x 9"H
E : Double-Width Speaker/Multi-Functional Compartment * Includes Speaker Grill	40.5"W x 28.5"D x 9"H

Speaker Integration

Models 345, 336 and 329 accommodate a wide range of speaker types and sizes.



CABINETS / PROJECTOR

1 Frame

2 Style

3 Display

4 Interiors

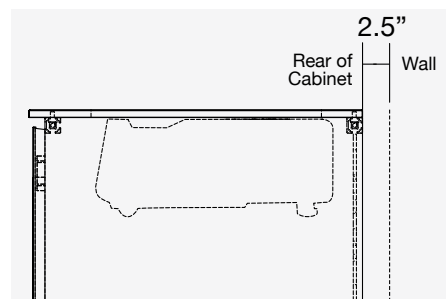
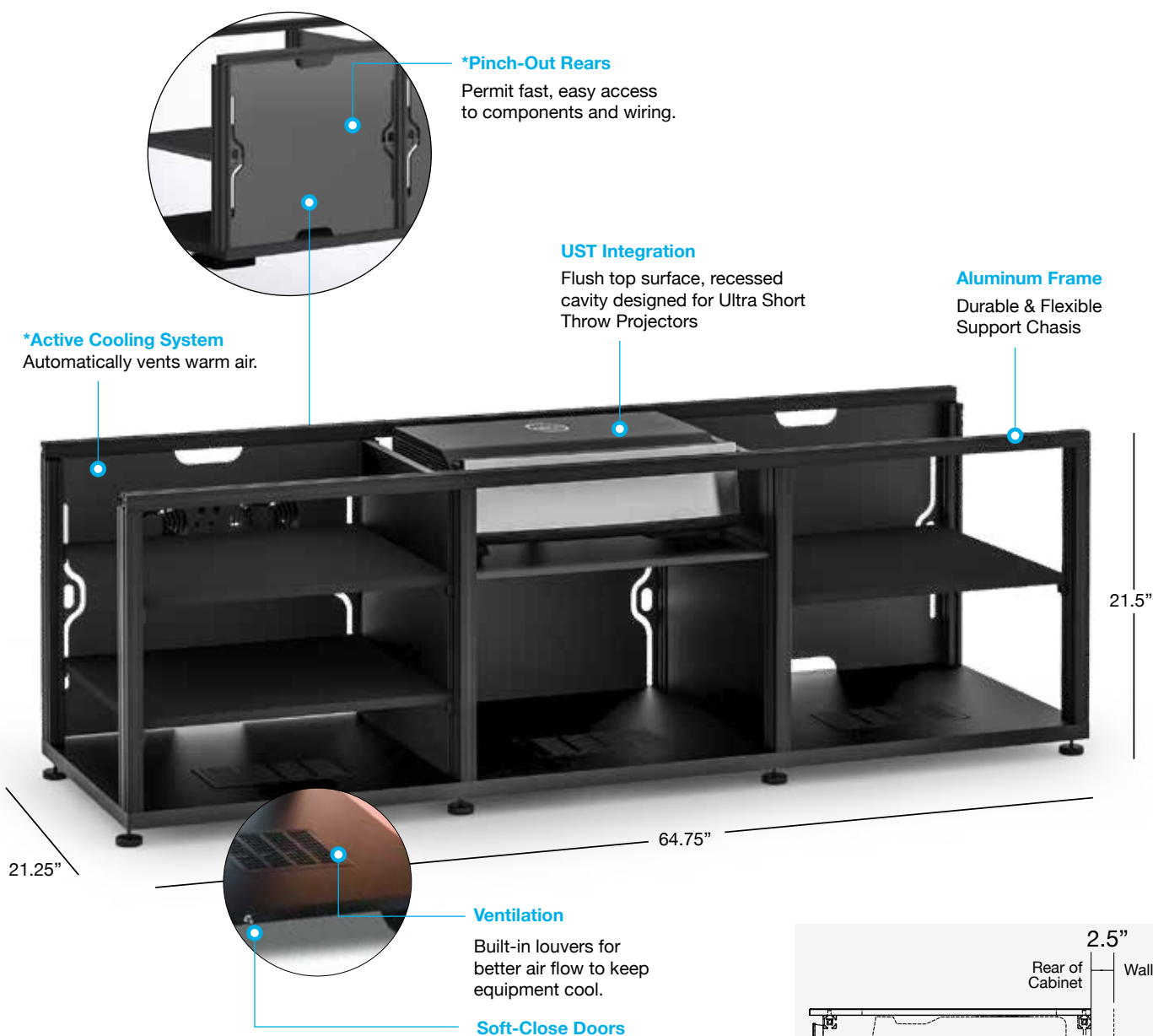
5 Accessories



Designed for Dell Advanced 4k Laser Projector Model S718QL

Visit salamandercommercial.com for other compatible projectors.

* Standard with Dell projector integrated cabinets.



INTEGRATED UST MODELS

Seamless Stealth Solution for Dell Ultra-Short Throw 4K Projector

A simple installation with no need to open the wall or ceiling to run cables. All supporting components can be enclosed in the cabinet to provide a beautiful and simple solution.



Chicago - X/DEL237CH/BO
Grass Texture - Black Oak
Black Top



Miami - X/DEL237MM/GW
Gloss White - Black Top



Zurich - X/DEL237ZU/OB
Linear Texture - Opium Brown
Black Top



Oslo - X/DEL237OS/BG
Black Oak Side, Black Glass
with Black Top

Interior Dimensions

A: Single-Width Compartment

19.75"W x 19.5"D x 17.75"H

B: Single-Width Compartment Below Projector

19.75"W x 19.5"D x 11.75"H



Oslo 237 Shown with Optional Tube Base

CABINETS / STYLES

- 1 Frame
- 2 **Style**
- 3 Display
- 4 Interiors
- 5 Accessories



We select the finest materials and finishes. Choose from sleek, hand-polished, high-gloss finishes to richly textured real wood fronts or a contemporary beveled edge style with a mix of materials.

If you are looking for something different or special, please contact us to discuss custom options.



**All styles come standard with leveler feet.*

Styles



MILAN*
Dimensional, Diamond
Pattern, White



MIAMI*
Gloss Warm White



OSLO*
Black Oak Sides,
Black Glass Doors



ZURICH*
Opium Brown,
Linear Texture Doors



CHICAGO*
Black Oak,
Grass-Textured Doors



BERLIN*
Wenge,
Wave-Texture Doors



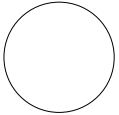
DENVER - OAK*
Natural Oak,
Bark-Textured Doors



DENVER - WALNUT*
Medium Walnut,
Bark-Textured Doors

Select a top to match your style.

Solid Surface Tops - 1/2" (12mm) thick



Warm White
Solid Surface



Matte Black
Solid Surface



Chocolate Brown,
Black Core
Solid Surface

Glass Tops - 3/8" (10mm) thick

*Glass tops only available on standard profile cabinets.



*Black Glass



*Brown Glass



Build Your Own

Ask About Our Frame
Only Options

Fixed Top Styles

**Barcelona Style only available in standard profile.



****BARCELONA W/BG**
Natural Walnut, Black Glass
Doors, Beveled Edge Top
*Matching Top Included



****BARCELONA W/GW**
Natural Walnut, Warm White
Doors, Beveled Edge Top
*Matching Top Included



Footing Options

Complete a style with designer footing
or wall mounting kits. Footing options
are not available for Barcelona styles.
See page 36.



CABINETS / VIDEO MOUNTS

1	Frame
2	Style
3	Display
4	Interiors
5	Accessories



D2/347BM2 DENVER OAK



XL Single Display Mount

FI/CQ/PMXL/S	Single XL Display Mount for 4-Bay Cabinets
--------------	--

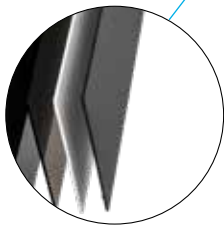

- Holds displays 65-100", up to 400 lbs (181 kg)
- VESA Compliant:
Horizontal: 400, 600, 800, 1000, 1200mm
Vertical: 400, 500, 600mm
- Centerline of screen 58" (473mm) (from cabinet bottom)
- 63" Vertical Posts
- Modesty panel included, choose black or matching wood



Single Display Mounts

FI/CN/PM/S	Single Display Mount for 2-Bay Cabinets
FI/CL/PM/S	Single Display Mount for 3-Bay Cabinets
FI/CQ/PM/S	Single Display Mount for 4-Bay Cabinets

- Holds displays 50-103", up to 175 lbs (80 kg)
- VESA Compliant: Horizontal 200-800mm, Vertical 200-500mm
- Adjustable Center Line of Screen: 61.5" (1562mm) / 59.75 (1518mm) / 58"(1473mm) / 56" (1422mm)
- 63" Vertical Posts
- Modesty panel included, choose black or matching wood



Modesty Panel
Available in black
or matching wood.

Dual Display Mounts

FI/CL/PM/D	Dual Display Mount for 3-Bay Cabinets
FI/CQ/HDPM/D	Dual Display Mount for 4-Bay Cabinets
FI/CQSP/HDPM/D	Dual Display Mount for 6-Bay Cabinets

- Holds displays (2) 55-90", up to 175 lbs (79kg) ea
- VESA Compliant: Horizontal 200 - 800mm, Vertical 200 - 500mm
- Adjustable Center Line of Screen: 61.5" (1562mm) / 59.75" (1518mm) 58"(1473mm) / 56" (1422mm)
- 63" Vertical Posts
- Modesty panel included, choose black or matching wood



Camera Shelf

CA/CM/S	Single Video Camera Shelf
CA/CM/D	Dual Video Camera Shelf

- Shelf integrates 1 or 2 cameras above screens up to 90"
- Fully adjustable height
- Single Shelf: 7"W (178mm) x 5.75"D (146mm) x .25"Th (6mm)
- Dual Shelf: 26.25"W (667mm) x 6.75"D (171mm) x .5"Th (13mm)
- Maximum Weight Capacity of 5 lbs (2 kgs)




Cisco™ Sparkboard Adapter Kit

CA/MAC1	Cisco Sparkboard 55 Adapter Kit
CA/MAC2	Cisco Sparkboard 70 Adapter Kit

- Adapter kit includes two interface brackets that mount to Cisco Sparkboard 55 and 70
- Compatible with XL Single Display Mount, FI/CQ/PMXL/S

CABINETS / VIDEO MOUNTS

- 1 Frame
- 2 Style
- 3 **Display**
- 4 Interiors
- 5 Accessories



EZ-Touch Lift Display Mount

FI/CL/EZ2	Single XL Display Mount for 3-Bay Cabinets
-----------	--

- Holds up to 65", 48 - 61 lbs (22 - 27.6 kg)
- VESA Compliant: Horizontal 200-800mm, Vertical 100-440mm
- Adjustable counter-spring provides smooth, effortless and intuitive high-low transition
- Vertical range is 15.7" (399mm)
- Extremely reliable; tested to 60,000 cycles or 10 years of usage
- Measures: 37.7"W (958mm) x 65"H (1626mm) x 6"D (152mm)
- Center line of Screen: 66"max (1676mm) - 50.5" min (1283mm)
- Bottom of Screen: 50"max (1270mm) - 34.5" min (876mm)
- Integrated mount with 11.75"H (298mm) black modesty panel
- Compatible with 3-Bay cabinets



All of our advanced interior accessories have been designed to enhance the functional or aesthetic aspects of our furniture systems. Each one has been built to our exact standards for quality, reliability and durability to provide years of trouble-free operation.



PRO RACK

Integration of professional equipment, conforming to EIA 19" rack standards



STORAGE

Solidly built, multifunctional pull-out shelves and infinitely adjustable shelves

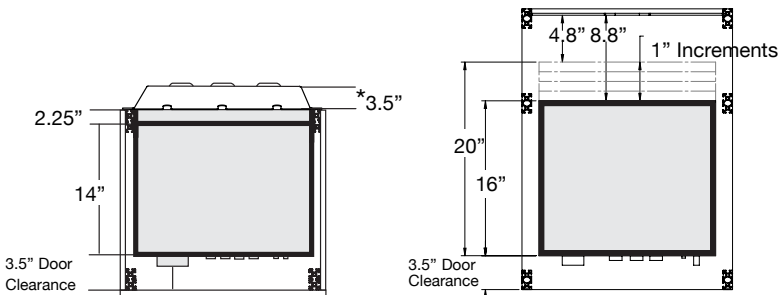


VENTILATION

Active cooling system protects electronics

CABINETS / PRO RACK

- 1 Frame
- 2 Style
- 3 Display
- 4 Interiors
- 5 Accessories

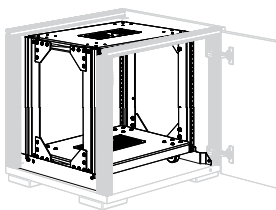


* When using optional Extended Rear Panel.



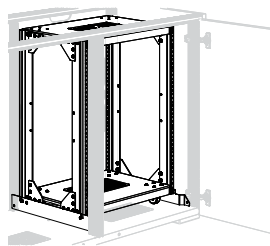
Pull-Out Rack Cartridge

- Pull-out 19" standard rack with rails front and back
- Cabinet guide rails and in-line caster base provide simple use and transport
- Weight capacity of 200 lb
- Heavy duty bearing wheels for easy installation, removal, and manoeuvring of full equipment racks during service
- Rugged 12-gage powder coated steel construction
- Flexible wire management wire loom allows for removal of rack from cabinet with 360 degrees of access to components without disconnecting from cabinet. An absolute step up from slide out and rotational racks service constraints.
- Tool-less removal / installation for service



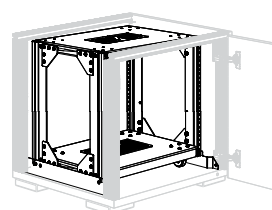
FI/C20/CRK/B
7-U Pull-Out Rack Cartridge
Kit for 20"H Cabinets

Not Adjustable

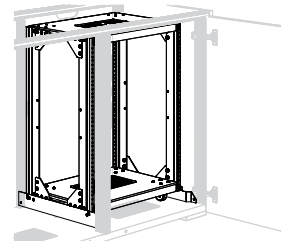


FI/C30/CRK/B
13-U Pull-Out Rack Cartridge
Kit for 30"H Cabinets

Not Adjustable


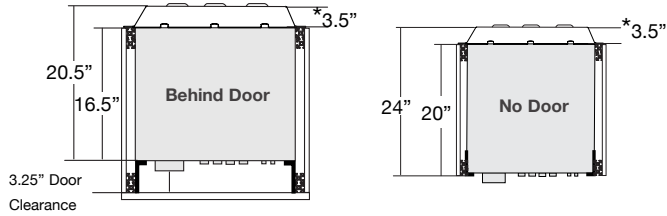


FI/C20/CRK/A
7-U, Adjustable Depth
Pull-Out Rack Cartridge



FI/C30/CRK/A
13-U, Adjustable Depth
Pull-Out Rack Cartridge

- Adjustable in 1" increments from 16 to 20".
- Use with Deep Profile Cabinets to take advantage of the full range of adjustability.
- Can be used in a 21"D cabinets (from 16 – 18" range) with an extended rear panel.



Rack Rail Kits

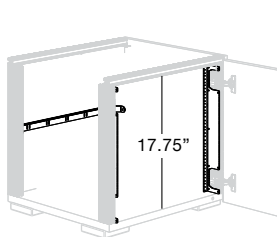
- Universal holes are spaced on consecutive intervals of 5/8" and 1/2" allowing for mounting of equipment with attachment holes either wide or universally spaced
- Threaded for 10-32 screws. Black powder coated steel
- Rack Rail sets (2) may be attached to front or rear of the cabinet and are reversible for use without doors (diagram above)
- Rails are compatible with all industry standard 19" components and accessories



Component-Length Rack Rails

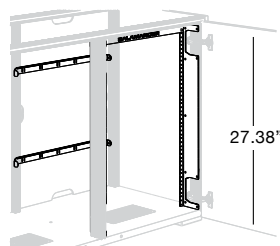
FI/RM4U	4-U Rack Rails, 7"H
FI/RM3U	3-U Rack Rails, 5.25"H
FI/RM2U	2-U Rack Rails, 3.6"H

- Attaches to front or rear cabinet posts
- Doors can be used with component length rails, placed away from hinges
- Allow for 1.5" clearance for each hinge
- Includes two, black, powder coated rails per set. Threaded for 10-32 screws.



FI/C20/RMK/A
Pro Rack Rails 20A Kit

- (1) 10-U Rack Rails
- (1) Wire Lacing Bar



FI/C30/RMK/A
Pro Rack Rails 30A Kit

- (1) 15-U Rack Rails
- (2) Wire Lacing Bar

CABINETS / PRO RACK ACCESSORIES

- 1 Frame
- 2 Style
- 3 Display
- 4 Interiors
- 5 Accessories



Wire Lacing Bars for Cartridge

RM/LB2	Pull-Out Rack Cartridge Lacing Bar, Set of 2
---------------	---

- Mounts to Rack Cartridge and any 19" standard rack
- Infinitely adjustable wire management
- Includes one velcro wrap strap
- Black powder coated steel



Wire Lacing Bar Kit

FI/RMLB	Cabinet Mounted Wire Lacing Bar Kit, Set of 3
----------------	--

- Mounts to vertical cabinet posts
- Black powder coated steel
- Set of 3 lacing bars



Vertical Racks

FI/RM/VR/3U	Vertical Rack Mount, 3U
FI/RM/VR/5U	Vertical Rack Mount, 5U


- Rack is mounted to cabinet frame or wall, for industry standard 19" pro audio rack mounting
- 3 and 5 rack units of vertical mounted, knob up component storage
- Threaded for 10-32 screws
- Black powder coated steel
- Lift and load design for easy install



Power Distribution Unit

SA/RM/PDU	Power Distribution Unit, 9 Outlets
------------------	---

- Multi-port rack mounted Power Distribution Unit with surge protection
- 8 Rear Ports, 1 Front Port
- Maximum Output Current: 15 Amps
- See full specs on page 33
- USA Compatibility
- Premium quality Furman brand



Vented Shelves

RM/VS2U	Vented Shelf, 2U - 14"D
RM/VS3U	Vented Shelf, 3U - 14"D
RM/VS4U	Vented Shelf, 4U - 14"D

- Mounts to Pull-Out Rack Cartridge and any 19" standard rack
- 19" EIA standard rack mount, 14" deep, vented shelf
- Black powder coated steel

Face Plates

RM/VFP1U	Vented Face Plate, 1U
RM/VFP2U	Vented Face Plate, 2U
RM/VFP3U	Vented Face Plate, 3U
RM/VFP4U	Vented Face Plate, 4U

- Mounts to Pull-Out Rack Cartridge and any 19" standard rack
- Black powder coated steel
- Perforated 16ga steel for component air flow (allows 62% free air flow)

CABINETS / INTERIOR STORAGE

- 1 Frame
- 2 Style
- 3 Display
- 4 Interiors
- 5 Accessories

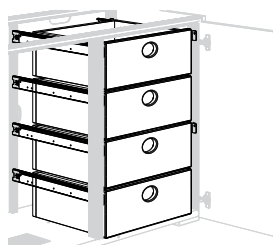


3" Drawer

- Metal construction, matte black finish
- Interior: 17.125"W x 15.875"D x 3.5"H
- Maximum Weight Capacity: 30 lbs

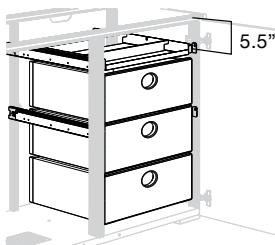
Drawers

- Interior Dimensions: 18"W x 6.75"H x 15.75"D
- Load Capacity: 100 lbs



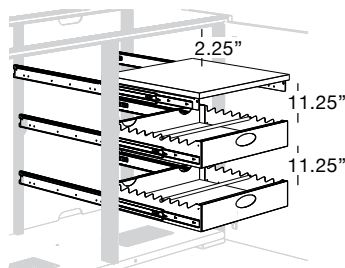
**FI/C30/IDK/A
Drawers 30A Kit**

(4) 6" Drawers



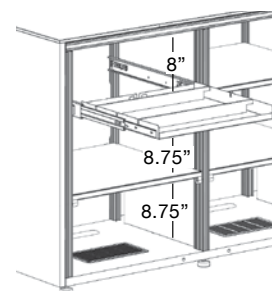
**FI/C30/IDK/B
Drawers 30B Kit**

(1) Pull-Out Storage Tray
(3) 6" Drawers



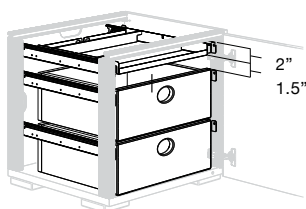
**FI/C30/SLK/C
Shelving 30C Kit**

(1) Pull-Out Shelf
(2) 3" Drawers



**FI/C30/SLK/D
Shelving 30D Kit**


(1) Pull-Out Tray
(1) Adjustable Shelf



**FI/C20/IDK/B
Drawers 20B Kit**

(1) Pull-Out Storage Tray
(2) 6" Drawers

All shelf and drawer positions are fully adjustable.
Dimensions shown are factory assembled locations.



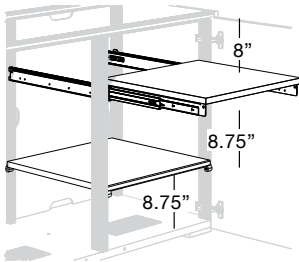
Pull-Out Storage Tray

- Utilizes heavy duty ball bearing slides
- Black steel body with felt liner
- Maximum Weight Capacity: 50 lbs
- 17.25" W (438 mm) x 16" D (406 mm) x 1.625" H (42 mm)
- 2 dividers located at 4" 8.5" and 12.75" from the front edge



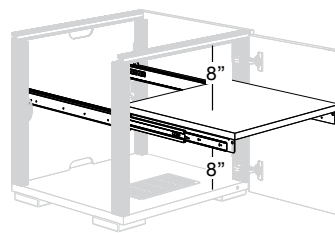
Adjustable Shelves

- Fully adjustable
- Matte black, powered-coated MDF
- Weight Capacity: 75 lbs (34 kgs)
- 19.68"W (502 mm) x 17.5"D (445 mm) x .625"TH (16 mm)



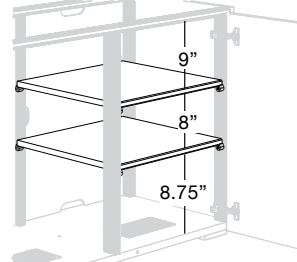
**FI/C30/SLK/B
Shelving 30B Kit**

- (1) Pull-Out Shelf
- (1) Standard Shelf



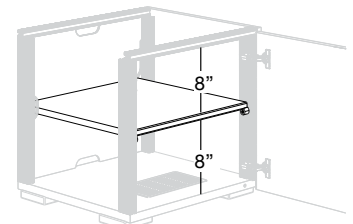
**FI/C20/SLK/B
Shelving 20B Kit**

- (1) Pull-Out Shelf



**FI/C30/SLK/A
Shelving 30A Kit**

- (2) Standard Shelf

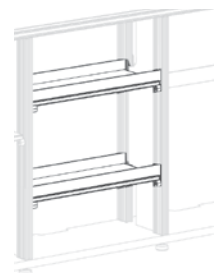


**FI/C20/SLK/A
Shelving 20A Kit**

- (1) Standard Shelf

Adjustable Trays

- Compatible with Low Profile Cabinets only
- 19.75"W (502mm) x 7.875"D (200mm) x 1.5"H (38mm)
- Maximum Weight Capacity of 30 lbs (13.6 kgs)
- Constructed of 1/2" (12mm) MDF
- Shelves can be used flat or add a backstop or two to convert shelves to adjustable trays



**FI/C30DI/SLK/A
Shelving 30A Kit**

- (2) Standard Shelves
- (4) Shelf Stops

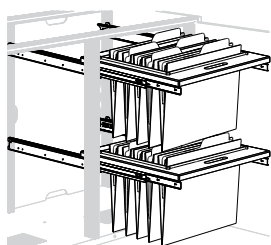


CABINETS / INTERIORS

- 1 Frame
- 2 Style
- 3 Display
- 4 Interiors
- 5 Accessories

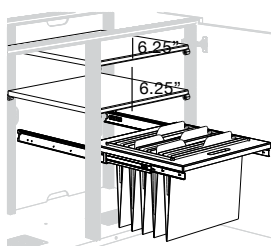


File Storage



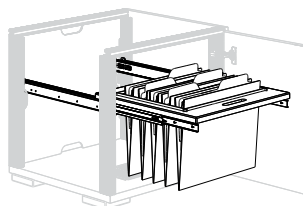
FI/C30/FSK/A
File Storage 30A Kit

(2) Hanging File



FI/C30/FSK/B
File Storage 30B Kit

(2) Standard Shelves
(1) Hanging File

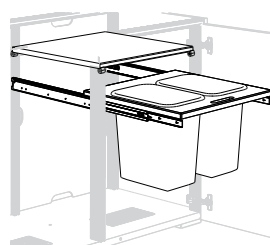


FI/C20/FSK/A
File Storage 20A Kit

(1) Hanging File

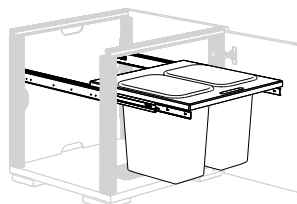


Waste Bins



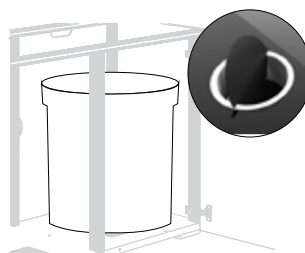
FI/C30/TRK/A
Waste Receptacles 30A Kit

(1) Pull-Out Trash & Recycling Bin
(1) Shelf



FI/C20/TRK/A
Waste Receptacles 20A Kit

(1) Pull-Out Trash & Recycling Bin

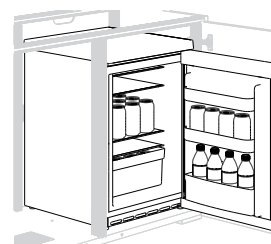


FI/C30/TRK/B
Waste Receptacle 30B Kit

Top Shelf Grommet Cut-Out
(1) Trash Bin



Refrigeration



FI/C30/RGK/A
Refrigeration 30A

(1) Refrigerator

- Built into a cabinet bay and hidden
- 2.5 Cubic feet capacity
- Factory Installed
- USA Compatible

ACTIVE COOLING & REARS / CABINETS



Standard Active Cooling Rears

FI/AC20	Active Cooling Rear Panel for 20"H Cabinets
FI/AC30	Active Cooling Rear Panel for 30"H Cabinets

- Exhaust fan vents warm air. (Air Flow: 26 CFM)
- Thermostatically controlled cooling system turns on at approx 80° F, maximum speed is reached at 95° F.
- Quiet (22 dBA) dual 120mm fans
- Power consumption: 1W in standby mode; 4 W in mid speed; 8-10 W in full speed
- Thermistor: Remote with 20" lead
- USA Compatible
- Export Version Available



Extended Active Cooling Rears

FI/XR20/AC	Extended, Active Cooling Rear Panel for 20"H Cabinets
FI/XR30/AC	Extended, Active Cooling Rear Panel for 30"H Cabinets

- Exhaust fan vents warm air. (Air Flow: 26 CFM)
- Thermostatically controlled cooling system turns on at approx 80° F, maximum speed is reached at 95° F.
- Quiet (22 dBA) dual 120mm fans
- Power consumption: 1W in standby mode; 4 W in mid speed; 8-10 W in full speed
- Thermistor: Remote with 20" lead
- Adds 3.5" to inside depth of cabinet, extending to 23.5"
- Constructed of heavy-weight black powder-coated steel
- USA Compatible
- Export Version Available



Standard Rears

203-720	Standard Rear Panel for 20"H Cabinets
203-730	Standard Rear Panel for 30"H Cabinets

- Easy access, pinch-out panels



Extended Rears

FI/XR20	Extended Rear Panel for 20"H Cabinets
FI/XR30	Extended Rear Panel for 30"H Cabinets

- Adds 3.5" to inside depth of cabinet, extending to 23.5"
- Constructed of heavy-weight black powder-coated steel



Locking Rears

FI/C30/LRP	Locking Rear Panel for 30"H Cabinets
-------------------	---



- USA Compatible
- Export Version Available

Bottom Vent Active Cooling

FI/BVAC	Bottom Vent Active Cooling
----------------	-----------------------------------

CABINETS / SPEAKER INTEGRATION

- 1 Frame
- 2 Style
- 3 Display
- 4 Interiors
- 5 Accessories

Salamander’s cabinets feature quality craftsmanship and high-fidelity sound by Leon Speakers. Each speaker is hand-crafted and built-to-order to fit seamlessly into our cabinets. Each speaker features world-class Peerless woofers and cloth-dome tweeters, creating a high-fidelity system with exceptional sonic clarity.

- Custom built to seamlessly integrate with cabinets
- Exclusive mounting brackets allow for articulation to optimize sound dispersion
- High-performance sound platform, world-class woofers and cloth-dome tweeters for exceptional sonic clarity
- Solid MDF construction, meticulously crafted by hand in the USA



Center Channel

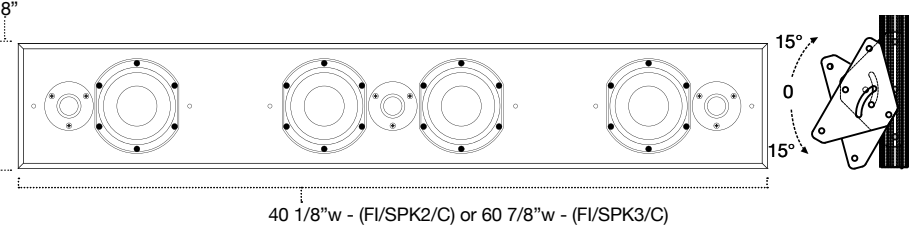
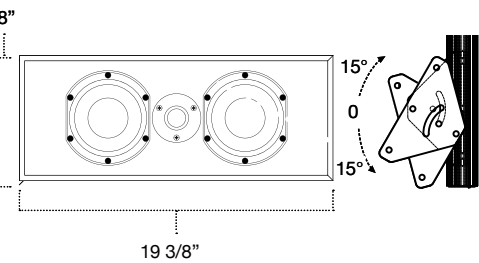
FI/SPK1/C	Center Channel, Fits Single-Width Bay
-----------	---------------------------------------

- 5” midrange woofers; 1” audiophile-grade tweeters
- Matte black finish, sealed MDF enclosure with removable, black grill
- Impedance: 8Ω
- Rec. Power: 50–250W
- Maximum Output: 104 dB avg; 110 dB peak
- Coverage: Horiz: 110°; Vert: 140°
- Freq. Response: 74–22kHz (+/- 3dB)
- Sensitivity: 88dB@2.83V/1m
- Connections: 5-way binding post
- Mounting: Includes swivel/tilt bracket, Infinitely adjustable +15° -15°

Soundbar / LCR (Left-Center-Right)

FI/SPK2/C	Soundbar, Fits Double-Width Bay
FI/SPK3/C	Soundbar, Fits Triple-Width Bay

- 5” midrange woofers; 1” audiophile-grade tweeters
- Matte black finish, sealed MDF enclosure with removable, black grill
- Impedance: 6Ω
- Rec. Power: 50–250W
- Maximum Output: 101 dB avg; 110 dB peak
- Coverage: Horiz: 110°; Vert: 140°
- Freq. Response: 74–22kHz (+/- 3dB)
- Sensitivity: 88dB@2.83V/1m
- Connections: 5-way binding post
- Mounting: Includes swivel/tilt bracket, Infinitely adjustable +15° -15°





Power Distribution Unit

FI/RM/PDU	Multi-port rack mounted Power Distribution Unit with surge protection.
-----------	--



- 8 Rear Ports, 1 Front Port
- Maximum Output Current: 15 Amps
- Line Cords: 6 ft. captive, 14 AWG, with 3-conductor Edison Plug
- Operating Voltage: 120VAC 60Hz
- Spike Protection Mode: Line to neutral
- Energy Dissipation: 170 Joules
- Peak Impulse Current: 12,000 Amps
- Maximum Continuous Operating Voltage: 130 VAC RMS
- Let Through Voltage (@ 125 amps, 8/20uS waveform): 400 volts
- Noise Attenuation (Transverse Mode): Greater than 23db, 200Khz to 10MHz
- Dimensions: 1.75" H x 19" W x 3.75" D
- Weight: 4.9 lbs. (2.2 kg)
- Safety Agency Listing: cTUVus
- Three Year Limited Warranty: Covering defects in materials and workmanship
- USA Compatible
- Premium Furman Brand



Power & USB Ports

FI/PWR/AC	2 AC Power Outlet, Black
FI/PWR/USB	2 USB and 1 AC Power Outlet, Black

- Cable is pre-wired and requires no electrical wiring by the installer
- ETL listed, UL Rated 817D, CSA STD 22.2 42.1-00
- Includes 3ft. Pre-wired Power Cord and Décor Wall Plate
- USA Compatible

Power Receptacle:	USB:
- UL Listed Receptacle 351B	- Save space-no adapter required
- Tamper Resistant	- USB Power Rating: 5V DC/CC 700mA
- Power Rating: 15A-125V	- Indicator light confirms charging status



Power Conditioner

FI/RM/PCK	Power Conditioner Kit with Mounting Bracket
-----------	---

- Includes 8 AC Outlets, 2 CATV connectors, 2 pair of satellite connectors, in/out telco connectors with phone line splitter, 8' power cord, accepts add-on signal line modules.
- 1650 Joules single pulse energy dissipation
- Measures: 12"W x 5"D x 1.7"H
- Lifetime product and \$5 million connected equipment protection provided by Panamax
- Connects to the aluminium frame slot, can be mounted to interior or rear of cabinet
- USA Compatible

CABINETS / PORTS


- 1 Frame
- 2 Style
- 3 Display
- 4 Interiors
- 5 Accessories



Brush Cable Port

FI/CP1/BK	Rectangular Brush Cable Port, Matte Black
------------------	---

- Opening: 1.3" x 2.63"
- Ports can be installed on cabinet tops, end panels and modesty panels. Call for details



Round Cable Port

FI/CP2/BK	3-3/8" Round Cable Port, Matte Black
FI/CP2/SN	3-3/8" Round Cable Port, Satin Nickel

- 3/8" cable thickness clearance. Splits to fit large ends of wires
- Installed on cabinet tops only. Call for details.



Rectangular Cable Port

FI/CP3/A	Rectangular Brush Cable Port, Satin Aluminum
-----------------	--

- 13 7/8" W x 2 13/16" H
- Ports can be installed on cabinet tops, end panels and modesty panels. Call for details.



Trash Port

FI/TP1/SS * Standard/Deep Profile Cabinet Only	6" Round Trash Port, Satin Stainless Steel
FI/TP1C/BK * Standard/Deep Profile Cabinet Only	Cover for Round Trash Port, Matte Black

- Installed on cabinet tops only. Call for details.



Security Locks

FI/C/DL/	Door Lock - Black (FI/C/DL/BK), Bronze (FI/C/DL/BZ), Nickel (FI/C/DL/NK), White (FI/C/DL/WH)
FI/C30/LRP * Standard/Deep Profile Cabinet Only	Locking Rear Panel for 30"H Cabinets
FI/C/MDL	Invisible Magnetic Door Locks



Black



Bronze



Nickel



White



Magnetic



IR Repeater System

SD/IR	Salamander All-In-One IR Repeater Kit
SD/IRX2	IR Flasher, Dual-Head Emitter, additional

- Plasma Proof, interference filtering
- Receiver mounting hardware for surface mount and countersink applications
- Measures: 4.25" W x 1" H x 1" D
- Includes: 4 IR Emitters (Expandable to 8), Versatile Mounting Hardware and Wire Manager
- Power Supply Voltage: 110V
- IR Frequency Range: 30kHz-60kHz
- IR Pickup Range: 40ft @38kHz / 25ft @56kHz
- Receiver Wire: 3'
- Emitter Wire: 9.5'
- USA Compatible, Export version available



Lighting System

SD/LS2/W	Lighting System with Remote, White LED 15" Bar (Expandable)
SD/LSX15/W	Expansion Lights Bar, 15" White LED, set of 2
SD/LSX24/W	Expansion Lights Bar, 24" White LED, set of 2



- LED technology for low energy use, low heat and longer life
- Infrared remote for full dimming and program control
- Adjustable Light temperature from cool white (6500 Kelvin) to warm (3200 Kelvin). LED back-lighting lighting reduces eye-strain.
- Sleep timer, auto-off feature
- Low profile design fits in small spaces
- Power Supply: 110/240V, interchangeable international plugs included
- USA Compatible

CABINETS / FOOTING & WALL MOUNTS

Saturn Wheels



FI/C/4/BK	Set of 4 - Saturn Wheels, Satin Black
FI/C/4	Set of 4 - Saturn Wheels, Satin Chrome
FI/C/6/BK	Set of 6 - Saturn Wheels, Satin Black
FI/C/6	Set of 6 - Saturn Wheels, Satin Chrome
FI/C/8	Set of 8 - Saturn Wheels, Satin Chrome
FI/C/8/BK	Set of 8 - Saturn Wheels, Satin Black

- Adds 3" to cabinet height. 100 lb capacity, each wheel.

Heavy Duty Casters



FI/HDC/4	Set of 4 - Heavy Duty Casters, Black
FI/HDC/6	Set of 6 - Heavy Duty Casters, Black
FI/HDC/8	Set of 8 - Heavy Duty Casters, Black

- Adds 4" to cabinet height. 250 lb capacity, each wheel.

Tube Base



FI/TB/N/B	Tube Base for Twin-Width Cabinet, Black
FI/TB/L/B	Tube Base for Triple-Width Cabinet, Black
FI/TB/Q/B	Tube Base for Quad-Width Cabinet, Black

- Adds 5" to cabinet height. 600 lb capacity.

Wood Block Feet



FI/BF2/4/B	Set of 4 - Black	<ul style="list-style-type: none"> Adds 1.25" to cabinet height. 150 lb capacity, each foot. Hidden adjustable levers. Can be installed on Low Profile Cabinets
FI/BF2/4/E	Set of 4 - Espresso	
FI/BF2/6/B	Set of 6 - Black	
FI/BF2/6/E	Set of 6 - Espresso	
FI/BF2/8/B	Set of 8 - Black	
FI/BF2/8/E	Set of 8 - Espresso	

Stiletto Feet



FI/SFA/4	Set of 4 - Stiletto Feet, Aluminum
FI/SFB/4	Set of 4 - Stiletto Feet, Black
FI/SFA/6	Set of 6 - Stiletto Feet, Aluminum
FI/SFB/6	Set of 6 - Stiletto Feet, Black
FI/SFA/8	Set of 8 - Stiletto Feet, Aluminum
FI/SFB/8	Set of 8 - Stiletto Feet, Black

- Adds 6" to cabinet height. 150 lb capacity, each foot.

Robot Feet



FI/RFB/4	Set of 4 - Robot Feet, Black
FI/RFB/6	Set of 6 - Robot Feet, Black
FI/RFB/8	Set of 8 - Robot Feet, Black

- Adds 3" to cabinet height. 150 lb capacity, each foot.

Wall Mounting Kit



CU/WK1	Wall Kit for Single-Width Cabinet
CN/WK1	Wall Kit for Twin-Width Cabinet
CL/WK1	Wall Kit for Triple-Width Cabinet
CQ/WK1	Wall Kit for Quad-Width Cabinet


ORDERING FOOTING

Single-Width	Set of 4
Twin-Width	Set of 4
Triple-Width	Set of 8
Quad-Width	Set of 10

PRECONFIGURED CABINET SOLUTIONS

Cabinet Solutions are our most popular configurations in the market, preconfigured for quick ordering and rapid deployment.

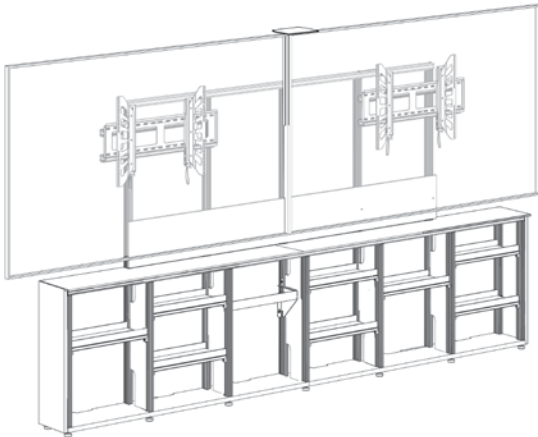
- **Preconfigured for Rapid Deployment**
- **Includes Solid Surface Tops**
- **Add or Remove Accessories to Suit Your Needs**



CABINET / SOLUTIONS



Dual Display Low Profile Cabinets

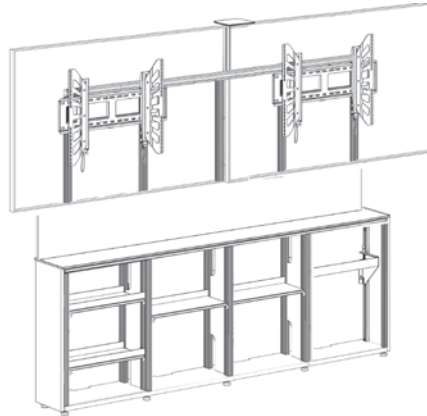


D1/367AM2/

6-Bay, Low-Profile Wall Cabinet Dual Display*

- Dual Display Mount:
Holds 50-90", 175 lbs (79kg) each
- Single Camera Shelf
- (8) Adjustable Trays
- (1) 3-U Vertical Rack Rail
- 31.25"H (795mm) x 129.75"W (3296mm)
x 12"D (305mm)

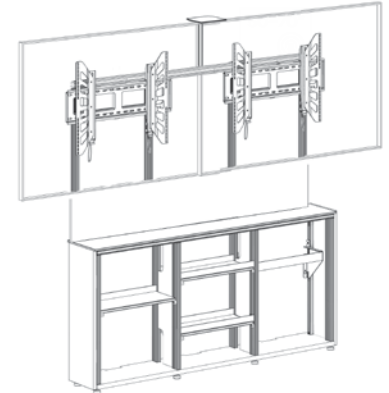
* Ships as two cabinets to be mated together.



D1/347AM2/

4-Bay, Low-Profile Wall Cabinet Dual Display

- Dual Display Mount:
Holds 55-90", 175 lbs (79kg) each
- Single Camera Shelf
- (4) Adjustable Trays
- (1) 3-U Vertical Rack Rail
- 31.25"H (795mm) x 85.5"W (2172mm)
x 12"D (305mm)

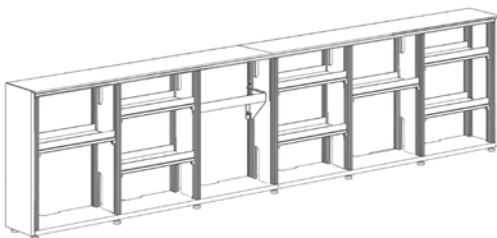


D1/337AM2/

3-Bay, Low-Profile Wall Cabinet Dual Display

- Dual Display Mount:
Holds 50-60", 175 lbs (79kg) each
- Single Camera Shelf
- (3) Adjustable Trays
- (1) 3-U Vertical Rack Rail
- 31.25"H (795mm) x 64.75"W (1645mm)
x 12"D (305mm)

Low Profile Cabinets

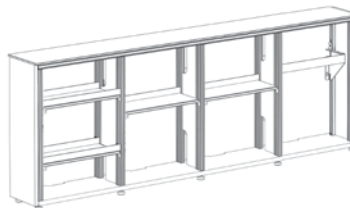


D1/367A/

6-Bay, Low-Profile Wall Cabinet

- (8) Adjustable Trays
- (1) 3-U Vertical Rack Rail
- 31.25"H (795mm) x 129.75"W (3296mm) x 12"D (305mm)

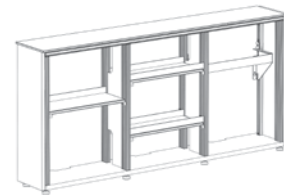
* Ships as two cabinets to be mated together.



D1/347A/

4-Bay, Low-Profile Wall Cabinet

- (4) Adjustable Trays
- (1) 3-U Vertical Rack Rail
- 31.25"H (795mm) x 85.5"W (2172mm)
x 12"D (305mm)



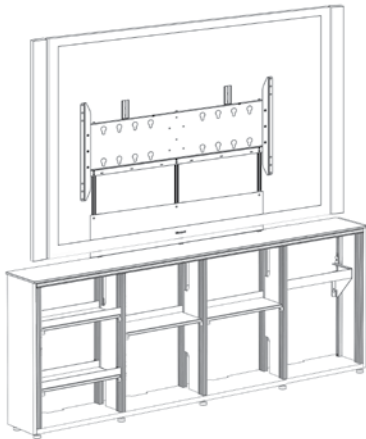
D1/337A/

3-Bay, Low-Profile Wall Cabinet

- (3) Adjustable Trays
- (1) 3-U Vertical Rack
- 31.25"H (795mm) x 64.75"W (1645mm)
x 12"D (305mm)

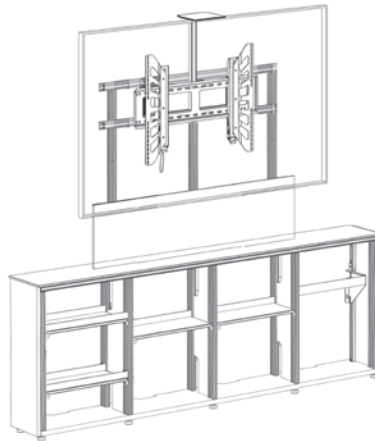


Single Display Low Profile Cabinets



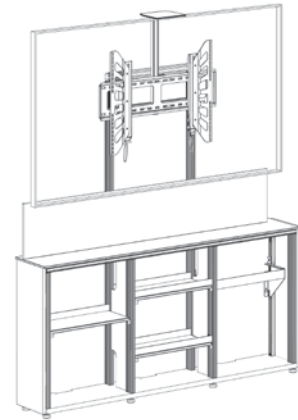
D1/347AMXL/
4-Bay, Low-Profile Wall Cabinet
Single XL Display

- XL Single Display Mount:
Holds 65-100", 400 lbs (181kg)
- (4) Adjustable Trays
- (1) 3-U Vertical Rack Rail
- Cisco Sparkboard Adapter Available
- 31.25"H (795mm) x 85.5"W (2172mm)
x 12"D (305mm)



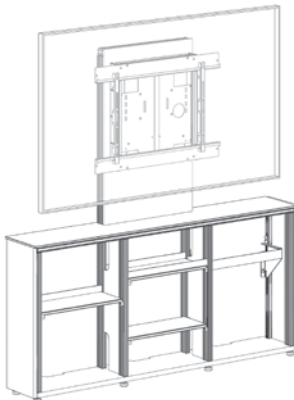
D1/347AM1/
4-Bay, Low-Profile Wall Cabinet
Single Display

- Single Display Mount:
Holds 50-103", 175 lbs (79kg)
- Single Camera Shelf
- (4) Adjustable Trays
- (1) 3-U Vertical Rack Rail
- 31.25"H (795mm) x 85.5"W (2172mm)
x 12"D (305mm)



D1/337AM1/
3-Bay, Low-Profile Wall Cabinet
Single Display

- Single Display Mount:
Holds 50-70", 175 lbs (79kg)
- Single Camera Shelf
- (3) Adjustable Trays
- (1) 3-U Vertical Rack Rail
- 31.25"H (795mm) x 64.75"W (1645mm)
x 12"D (305mm)

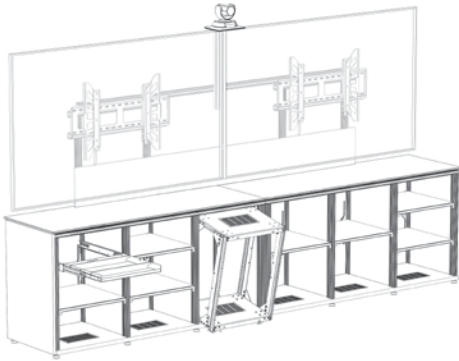


D1/337AL/
3-Bay, Low-Profile Wall Cabinet
EZ-Touch Lift Display

- EZ-Touch Lift Mount:
Holds up to 65", 81-145 lbs (37-66kg)
- (3) Adjustable Trays
- (1) 3-U Vertical Rack Rail
- 31.25"H (795mm) x 64.75"W (1645mm) x 12"D (305mm)

CABINET / SOLUTIONS

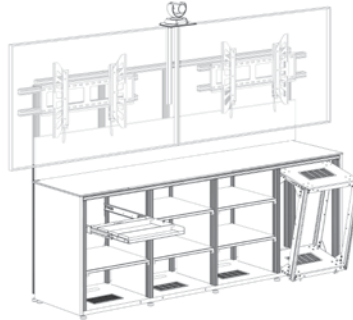
Dual Display Standard Profile Cabinets



D2/367BM2/

6-Bay, Standard Profile Cabinet, Dual Display

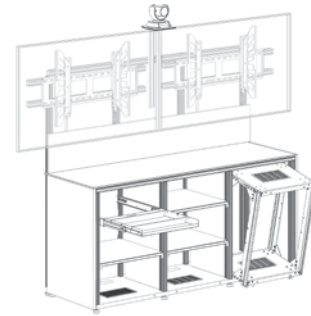
- Dual Monitor Mount:
Holds displays (2) 55-90", up to 175 lbs (80kg) ea.
- Single Camera Shelf
- (1) Pull-Out Storage Tray
- (7) Adjustable Shelves
- (1) 13-U Pull-Out Rack Cartridge
- (5) Removable Rear Panels
- (1) Active Cooling Rear Panel
- 31.25"H (795mm) x 129.75"W (3296mm)



D2/347BM2/

4-Bay, Standard Profile Cabinet, Dual Display

- Dual Monitor Mount:
Holds displays (2) 55-90", up to 175 lbs (80kg) ea.
- Single Camera Shelf
- (1) Pull-Out Storage Tray
- (5) Adjustable Shelves
- (1) 13-U Pull-Out Rack Cartridge
- (3) Removable Rear Panels
- (1) Active Cooling Rear Panel
- 31.25"H (795mm) x 85.5"W (2172mm)



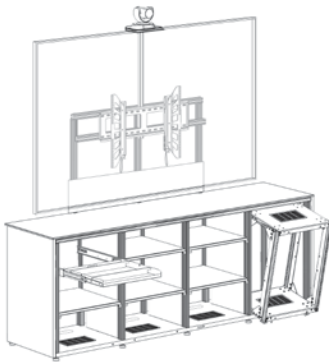
D2/337BM2/

3-Bay, Standard Profile Cabinet, Dual Display

- Dual Monitor Mount:
Holds displays (2) 55-90", up to 175 lbs (80kg) ea.
- Single Camera Shelf
- (3) Pull-Out Storage Tray
- (7) Adjustable Shelves
- (1) 13-U Pull-Out Rack Cartridge
- (2) Removable Rear Panels
- (1) Active Cooling Rear Panel
- 31.25"H (795mm) x 64.75"W (1645mm)

* Ships as two cabinets to be mated together.

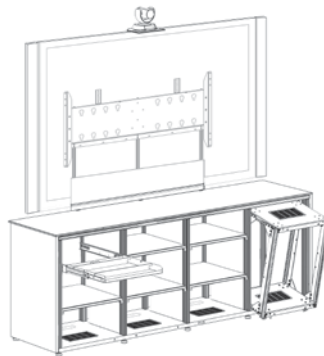
Single Display Standard Profile Cabinets



D2/347BM1/

4-Bay, Standard Profile Cabinet, Single Display

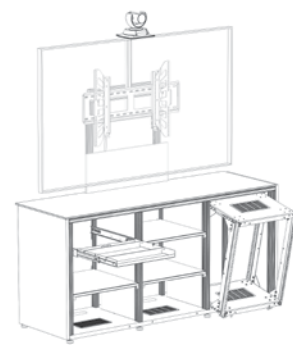
- Single Monitor Mount:
Holds displays 50-103", up to 175 lbs (80kg)
- Single Camera Shelf
- (1) Pull-Out Storage Tray
- (5) Adjustable Shelves
- (1) 13-U Pull-Out Rack Cartridge
- (3) Removable Rear Panels
- (1) Active Cooling Rear Panel
- 31.25"H (795mm) x 85.5"W (2172mm)



D2/347AMXL/

4-Bay, Standard Profile Cabinet, XL Single Display

- Single Monitor Mount:
Holds displays 65-100", up to 400 lbs (181kg)
- (1) Pull-Out Storage Tray
- (5) Adjustable Shelves
- (1) 13-U Pull-Out Rack Cartridge
- (3) Removable Rear Panels
- (1) Active Cooling Rear Panel
- 31.25"H (795mm) x 85.5"W (2172mm)

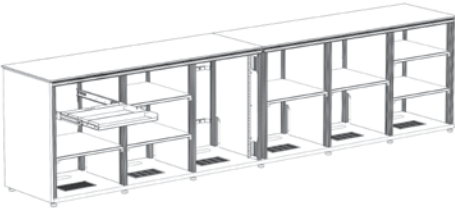


D2/337BM1/

3-Bay, Standard Profile Cabinet, Single Display

- Single Monitor Mount:
Holds displays 50-70", up to 175 lbs (80kg)
- Single Camera Shelf
- (1) Pull-Out Storage Tray
- (3) Adjustable Shelves
- (1) 13-U Pull-Out Rack Cartridge
- (2) Removable Rear Panels
- (1) Active Cooling Rear Panel
- 31.25"H (795mm) x 64.75"W (1645mm)

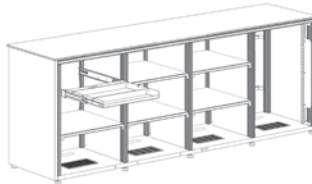
Standard Profile Cabinets



D2/367B/

6-Bay, Standard Profile Cabinet

- (1) Pull-Out Storage Tray
- (7) Adjustable Shelves
- (1) 15-U Rack Rails
- (5) Removable Rear Panels
- (1) Active Cooling Rear Panel
- 31.25"H (795mm) x 129.75"W (3296mm)



D2/347A/

4-Bay, Standard Profile Cabinet

- (1) Pull-Out Storage Tray
- (5) Adjustable Shelves
- (1) 15-U Rack Rails
- (3) Removable Rear Panels
- (1) Active Cooling Rear Panel
- 31.25"H (795mm) x 85.5"W (2172mm)



D2/337A/

3-Bay, Standard Profile Cabinet

- (1) Pull-Out Storage Tray
- (3) Adjustable Shelves
- (1) 15-U Rack Rails
- (2) Removable Rear Panels
- (1) Active Cooling Rear Panel
- 31.25"H (795mm) x 64.75"W (1645mm)

* Ships as two cabinets to be mated together.

Deep Profile Rack Cabinets



D3/337B/

3-Bay, Deep Profile Cabinet

- (12) 15-U Rack Rails
- (2) Removable Rear Panels
- (1) Active Cooling Rear Panel
- (6) Lacing Bars
- 31.25"H (795mm) x 64.75"W (1645 mm)



D3/323B/

2-Bay, Deep Profile Cabinet

- (8) 15-U Rack Rails
- (1) Removable Rear Panels
- (1) Active Cooling Rear Panel
- (4) Lacing Bars
- 31.25"H (795mm) x 44"W (1118mm)



D3/317B/

1-Bay, Deep Profile Cabinet

- (4) 15-U Rack Rails
- (1) Active Cooling Rear Panel
- (2) Lacing Bars
- 31.25"H (795mm) x 23.25"W (591mm)

DISPLAY STANDS

Salamander's Mobile Stands provide robust and deployable solutions for all your interactive display needs. These advanced stands provide accessible, comfortable, ergonomic positioning that improves productivity and user experience.



**COLLABORATION
READY**



**WORK-PLACE
READY**



**PRESENTATIONS
READY**



**EASILY
TRANSPORTED**



**Designed For
Touchscreens**



**ADA
COMPLIANT
SOLUTIONS**





DISPLAY STANDS / MOBILE

1 Stand

2 Accessories



**Designed For
Touchscreens**



**Ergonomic
Minimal Screen Reach**



**ADA
COMPLIANT
SOLUTIONS**



LISTED

Large Handles and a wide stance provide superior stability and maneuverability



Fully Adjustable Motor Control improves user experience and productivity for any size user for any work assignment

Wire Management allows for clean and uncluttered installation



High Performance Locking Casters provide smooth transport over any surface




* ADA COMPLIANT

Wide base stance allows convenient accessibility

Accessories include a retractable cable reel, storage compartment for rack mounted gear, rear attaching shelf for laptops and keyboards, a storage compartment cover, and even road cases for the Stand and display attached.

Compact, Telescoping Design minimizes storage and transport requirements



CASTER WHEELS

4" (100mm) HD, Non Marking, Brakes on two

ELECTRICAL INFORMATION

Input: 90V - 240V ~, 48 Hz - 63Hz

Duty Cycle: 10% Max 2min / 18min

POWER CABLE

IEC - Type Class 2, 2-prong

USA Included: (PN 400-590)

Available: EU (PN 400-591)

UK (PN 400-592)

New Zealand, Australia and others (PN 400-593)

ELECTRIC LIFT

Fully adjustable, electric lift, mobile stands that offer convenience, flexibility, and designer style. The sleek, compact design moves easily between spaces and is designed for touchscreen in working, drafting, collaboration, and presentation positions.



FPS1XL/EL/GG
XL Electric Lift Mobile Stand

Holds displays 60-90", up to 300 lbs (136 kg) †

VESA Compliant:

Horizontal: 400, 600, 800, 1000, 1200mm
Vertical: 400, 500, 600mm

Export Model: FPS1XL/EL/GG/EX

CA/MAC1: Cisco Sparkboard 55" adapter

CA/MAC2: Cisco Sparkboard 70" adapter



FPS1/EL/GG
Electric Lift Mobile Stand

Holds displays 42-65", up to 175 lbs (79 kg) †

VESA Compliant:

Horizontal: 200, 300, 400, 600mm
Vertical: 200, 300, 400mm

Export Model: FPS1/EL/GG/EX



FPS1/ELT/GG
Electric Lift & Tilt Mobile Stand

Holds displays 42-65", up to 175 lbs (79 kg) †

VESA Compliant:

Horizontal: 200, 300, 400, 600mm
Vertical: 200, 300, 400mm

Export Model: FPS1/ELT/GG/EX

Warning: Some interactive panels are not recommended for use in horizontal position. Check with manufacturer. Tilt position limits can be custom programmed by factory.

ACCESSORIES

See all accessories on page 48



**Retractable Power
Cable Reel**
FPSA/CR



**Retractable CAT6
Cable Reel**
FPSA/CR/CAT6



**Equipment
Storage Cover**
FPSA/SC/GT



Vertical Rack Mount
FPSA/VR/3U
FPSA/UR/5U



Wireless Remote
FPSA/RF1



Camera Shelf
FPSA/CS

DISPLAY STANDS / MOBILE

1 Stand

2 Accessories




**Designed For
Touchscreens**



**Ergonomic
Minimal Screen Reach**



**ADA
COMPLIANT
SOLUTIONS**



FIXED HEIGHT

Fixed height, mobile stands were designed to meet your needs, these stands deliver sleek design, functionality and mobility.



FPS1XL/FH/GG *
XL Fixed Height Mobile Stand

Holds displays 60-90", up to 400 lbs (181 kg) †
Rear cubby storage

VESA Compliant:
Horizontal: 400, 600, 800, 1000, 1200mm
Vertical: 400, 500, 600mm

CA/MAC1: Cisco Sparkboard 55" adapter
CA/MAC2: Cisco Sparkboard 70" adapter



FPS1/FH/GG
Fixed Height Mobile Stand

Holds displays 42-65", up to 175 lbs (79 kg) †
Front cubby storage

VESA Compliant:
Horizontal: 200, 300, 400, 600mm
Vertical: 200, 300, 400mm

ACCESSORIES

See Page 48



**Retractable Power
Cable Reel**
FPSA/CR



**Retractable CAT6
Cable Reel**
FPSA/CR/CAT6



**Keyboard
Storage Shelf**
FPSA/KS/GT

DISPLAY STANDS / ACCESSORIES

1 Frame

2 Accessories



Road Case, ATA Style

IN STOCK

Call 800-535-9910 or email,
custom@salamanderdesigns.com for details

- Easy deploy-ability of mobile stands
- Combine a mobile stand with a road case to provide secure and convenient transport of your display.
- Roll-in Style on Casters
- Saves on Freight
- Ensures device is protected
- *Not compatible with fixed height stands*



Vertical Rack Mounts

FPSA/VR/3U	3U Rack Mounting Equipment Bracket
FPSA/VR/5U	5U Rack Mounting Equipment Bracket

- The Vertical Mounting Bracket integrates with the FPS Series Mobile Stands to integrate industry standard 19" Rack Gear, 3 or 5 Rack Units (RU).
- 22.5" (572mm) W x 16.5" (419mm) "H x 7.5" (190mm) D
- *Not compatible with fixed height stands*



Cable Reels

FPSA/CR	Retractable Power Cable Reel, 30' Payout
FPSA/CR/CAT6	Retractable CAT6 Cable Reel, 20' Payout

Power Cable Reel

- Tri-tap, female plugs with USA NEMA 5-15 male plug
- 30 foot retractable cable with 24" pigtail
- Max Rating - 10A, 125V, Indoor, Dry Location, General Use Cord Reel Only
- Cable: 16 AWG/3C, 105C

CAT6 Cable Reel

- 20 foot retractable cable with 36" pigtail



Power Distribution Unit

SA/RM/PDU	Power Distribution Unit, 9 Outlets
------------------	------------------------------------

- Multi-port rack mounted Power Distribution Unit with surge protection.
- 8 Rear Ports, 1 Front Port
- Maximum Output Current: 15 Amps
- See full specs on page 33.
- USA Compatible

ACCESSORIES / DISPLAY STANDS

Integrated Storage



FPSC/SC/GT

3U Secure Equipment Storage Cover

- 31"W (787mm) x 25"H (635mm) x 7.5"D (190mm)

FPSC/SC2/GT

5U Secure Equipment Storage Cover

- 31"W (787mm) x 25"H (635mm) x 10.5"D (266mm)

- Cable management
- Constructed of steel
- *Not compatible with fixed height stands*



FPSA/KS/GT

Keyboard Storage Shelf

- Attaches to the FPS Series Mobile Stands to store keyboards and other peripherals.
- 22.5"W (572mm) x 16.5"H (419mm) x 2"D (51mm)



FPSA/AS1

Small Shelf with Mounting Straps

- Supports any small peripheral device
- 12"W (305mm) x 4"H (102mm) x 4"D (102mm)
- *Not compatible with fixed height stands*

Audio / Video Integration



FPSA/SBK

Speaker Bracket

- Extends out from display to accommodate most center speakers.
- Mounting holes up to 14.5"W (368.3mm)



FPSA/CS

Camera Shelf

- Fully adjustable height
- 10"W (254mm) x 6"D (152mm) x .5" (12.7mm)

Wireless Remote



FPSA/RF1

Wireless Remote Control with Memory

- Allows more mobility and flexibility when controlling the electric lift function of the FPS Electric Stands.
- *Not compatible with fixed height stands*



ON-WALL SOLUTIONS

ELECTRIC LIFT / WALL STANDS

Electric-lift, wall stand features an accessible, compact, low profile design that conceals all equipment and cabling.

- Fully adjustable motor control improves user experience and productivity for any size user for any work assignment.
- Saves on engineering, trades and permitting as there is no need to mount display to a wall.
- Constructed with powder coated welded steel.
- Custom finishes and custom matched wood panels are available.
- Compact, Telescoping design hides cables and equipment.
- Wire Management allows clean and uncluttered installation.

ACCESSORIES



Camera Shelf
FPSA/CS



Wireless Remote
Control with Memory
FPSA/RF1



FPS1W/EL/GG Electric Lift Wall Stand

Holds displays 42-90", up to 175 lbs (79kg)

VESA Compliant:
Horizontal 200 - 8000mm
Vertical 200 - 500mm



Range of Travel: Min 34" (836mm) - Max 59.6" (1513mm)

Export Model: FPS1W/EL/GG/EX


WALL MOUNTS / EZ-TOUCH MANUAL LIFT



EZ1/ML360
EZ Touch Wall Mount Manual Assist Lift
Range of Travel 25.6" (650mm)

Holds displays up to 90", 196 - 361 lbs (89 - 164 kg)

VESA Compliant: 1200 x 600mm



EZ1/ML145
EZ Touch Wall Mount Manual Assist Lift
Range of Travel 15.75" (400mm)

Holds displays up to 65", 81 -145 lbs (37 -66 kg)

VESA Compliant:
Horizontal 200 - 800mm
Vertical 100 - 440mm

Salamander Designs EZ-Touch Wall Mounts provide effortless, manual high/low adjustment which is hidden behind the touch screen. Patented design features spring-assisted counterbalance technology.



DESIGN & ENGINEERING SERVICES

**Brand Display Stands with
your logo or full-wrap graphic.
Call for details.**

YOUR
LOGO
HERE

KNOWHOW TO EXPAND YOUR DESIGN POSSIBILITIES

No one knows your workplace environment better than you do. And no one knows how to turn your custom workplace furniture ideas into reality better than we do.

Collaborating with an experienced team from start to finish of your project allows you peace of mind knowing your investment and ideas are in capable hands. Our custom design services include the ability to manufacture from hand drawings, photos or your specs; then color match finishes and incorporate design elements to meet your requirements.

Our mission – and passion – is to engineer, manufacture and deliver the highest quality product that exceeds your design goals without compromising your intent. That's knowhow.



Microsoft®

SONY®

ExxonMobil



Virtually unlimited custom design options

Build Your Own

Fabricate your own skins.
*Custom Millwork
Specifications Available*

*Custom Finish Matching

Match your finishes using our
in-house finishing department.

Mix & Match Panels

Swap doors, sides, and tops
from our stock finishes to
create your own look.

2-Sided Cabinets

Install doors on both sides for
middle of room applications.

Branding

Personalize Display Stands with
your logo or full-wrap graphic.

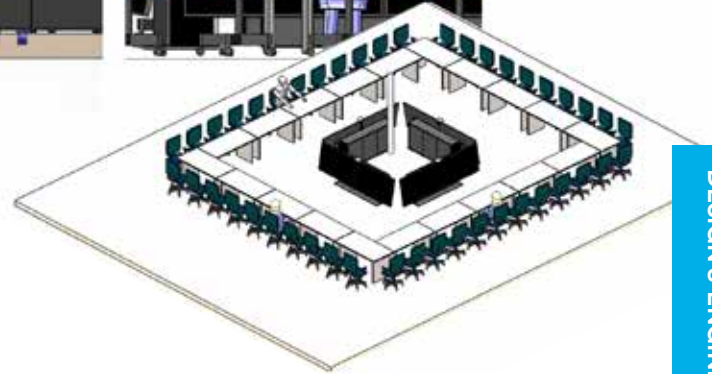
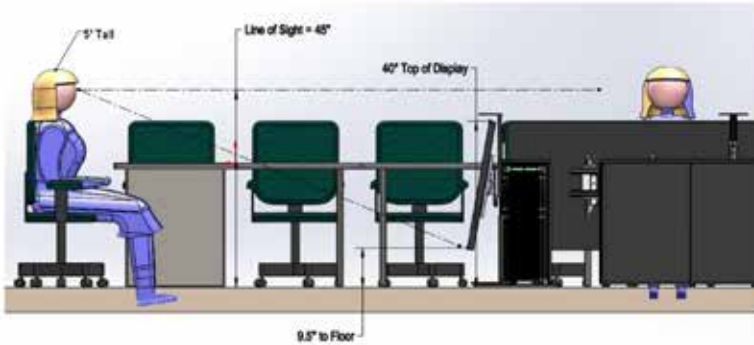
*Custom Sizes

*Minimum orders, engineering charges and lead times may apply.

DESIGN & ENGINEERING SERVICES

Formal engineering drawings to photo-realistic renderings

- 5 Step Seamless Process
- Specializing in low *Minimum Order Quantities, allows clients the opportunity to get exactly what they need, regardless of project size, in a cost effective and timely manner.
- Every customer is assigned a dedicated design team that starts with a conversation and continues through the entire project.



For a personal and complete design consultation email
custom@salamanderdesign.com
or visit SalamanderDesigns.com/Commercial



ORDER GUIDE



DESIGN YOUR OWN CABINET IN 5 EASY STEPS

Use this worksheet to specify your custom cabinet.

Email custom@salamanderdesigns.com or fax 860-313-0526 and a











Salamander representative will contact you to complete your order.

Download form: www.salamanderdesigns.com/commercial/dyo-cabinet-order/

STEP 1 – FRAME

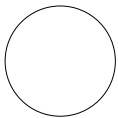
Cabinet Frame#: _____ i.e. C/D1/337/

STEP 2 – STYLE


					
Milan <input type="radio"/>	Miami <input type="radio"/>	Oslo <input type="radio"/>	Zurich <input type="radio"/>	Barcelona - Black <input type="radio"/>	Barcelona - White <input type="radio"/>
					
Chicago <input type="radio"/>	Berlin <input type="radio"/>	Denver - Oak <input type="radio"/>	Denver - Walnut <input type="radio"/>		

Tops

**Available only standard profile cabinets.*



Warm White
Solid Surface

☐


Matte Black
Solid Surface

☐

Chocolate Brown
Solid Surface

☐

*Black Glass

☐

*Brown Glass

☐

Footing

☐

Wheels

☐

Heavy Duty Casters

☐

Tube Base

☐

Wood Feet

☐

Robot Feet

☐

Stiletto Feet

Wall Mounted: ☐ Yes ☐ No

Compatible only with 20"H cabinets.

STEP 3 – VIDEO INTEGRATION

Display Mount



- ☐ Single Display Mount
☐ Single XL Display Mount
☐ Single Lift & Tilt Mount*
☐ Single Lift Mount*
*(3-bay cabinets)



- ☐ Dual Monitor Mount

Your Screen Size(s)

Your Screen Mfg

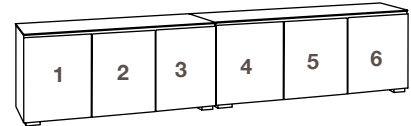
Camera Mount

- ☐ Single Camera Mount
☐ Dual Camera Mount

Modesty Panel

- ☐ Standard Black
☐ Match Cabinet Finish

STEP 4 – INTERIORS



BAY 1

Interior Kit Model#: _____

Face Plate: ☐ 1U ☐ 2U ☐ 3U ☐ 4U

Vented Shelf: ☐ 1U ☐ 2U ☐ 3U ☐ 4U

Lacing Bars # _____

BAY 2

Interior Kit Model#: _____

Face Plate: ☐ 1U ☐ 2U ☐ 3U ☐ 4U

Vented Shelf: ☐ 1U ☐ 2U ☐ 3U ☐ 4U

Lacing Bars # _____

BAY 3

Interior Kit Model#: _____

Face Plate: ☐ 1U ☐ 2U ☐ 3U ☐ 4U

Vented Shelf: ☐ 1U ☐ 2U ☐ 3U ☐ 4U

Lacing Bars # _____

BAY 4

Interior Kit Model#: _____

Face Plate: ☐ 1U ☐ 2U ☐ 3U ☐ 4U

Vented Shelf: ☐ 1U ☐ 2U ☐ 3U ☐ 4U

Lacing Bars # _____

BAY 5

Interior Kit Model#: _____

Face Plate: ☐ 1U ☐ 2U ☐ 3U ☐ 4U

Vented Shelf: ☐ 1U ☐ 2U ☐ 3U ☐ 4U

Lacing Bars # _____

BAY 6


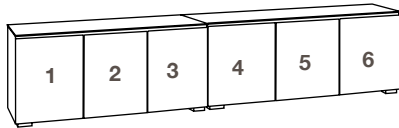
Interior Kit Model#: _____

Face Plate: ☐ 1U ☐ 2U ☐ 3U ☐ 4U

Vented Shelf: ☐ 1U ☐ 2U ☐ 3U ☐ 4U

Lacing Bars # _____

ORDER GUIDE



STEP 5 – ACCESSORIES

BAY 1

Rear Panel: _____
 Security Lock: ☐ Black ☐ White ☐ Nickel ☐ Bronze
 Magnetic Lock: ☐

BAY 2

Rear Panel: _____
 Security Lock: ☐ Black ☐ White ☐ Nickel ☐ Bronze
 Magnetic Lock: ☐

BAY 3

Rear Panel: _____
 Security Lock: ☐ Black ☐ White ☐ Nickel ☐ Bronze
 Magnetic Lock: ☐

BAY 4

Rear Panel: _____
 Security Lock: ☐ Black ☐ White ☐ Nickel ☐ Bronze
 Magnetic Lock: ☐

BAY 5

Rear Panel: _____
 Security Lock: ☐ Black ☐ White ☐ Nickel ☐ Bronze
 Magnetic Lock: ☐

BAY 6

Rear Panel: _____
 Security Lock: ☐ Black ☐ White ☐ Nickel ☐ Bronze
 Magnetic Lock: ☐

Power Integration

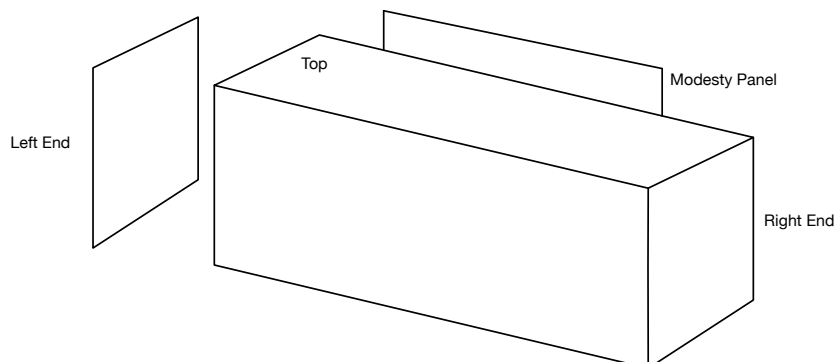
- ☐ USB & Power Outlet
- ☐ Dual & Power Outlet
- ☐ Power Conditioner

Ports

- ☐ Small Rectangular Brush Cable Port, Black
- ☐ 3-3/8" Round Cable Port, Nickel
- ☐ 3-3/8" Round Cable Port, Black
- ☐ Large Rectangular Brush Cable Port, Satin Aluminum
- ☐ 6" Round Trash Port (Standard/Deep Profile Only)
- ☐ Cover for Trash Port

- ☐ IR Repeater
- ☐ Lighting System
- ☐ Center-Speaker
- ☐ Soundbar/LCR

Mark port and outlet locations with an "X".



ORDER GUIDE

Cabinet Accessories Compatibility

	LOW PROFILE 12" Deep	STANDARD PROFILE 21" Deep	DEEP PROFILE 30" Deep	UST PROJECTORS 21" Deep
Display Mounts	•	•	•	•
Camera Shelf	•	•	•	
Pull-Out Rack Cartridge		•	•	
Adjustable Pull-Out Rack Cartridge		•	•	
Component-Length Rack Rails		•	•	•
Vertical Rack	•	•	•	•
Rack Mounted, Lacing Bars		•	•	•
Rack Mounted, Vented Shelves		•	•	•
Rack Mounted, Face Plates		•	•	•
Adjustable Trays	•			
Adjustable Shelves		•	•	•
Pull-Out Tray		•	•	•
3" Drawer		•	•	•
6" Drawer		•	•	•
File Storage		•	•	
Waste Bins		•	•	
Refrigerator		•	•	
Rears (Standard, Active, Extended)		•	•	•
Bottom Vent Active Cooling	•	•	•	•
Speakers	•	•	•	
Power Distribution Unit (with Racking)	•	•	•	•
Power & USB Ports	•	•	•	•
Power Conditioner	•	•	•	
Rectangular Cable Ports (w/Display Mounts)	•	•	•	•
Circular Cable Port	•	•	•	•
Trash Port		•	•	
Security Locks	•	•	•	•
IR Repeater System	•	•	•	•
Lighting System	•	•	•	•
Wheels		•	•	•
Footing	•	•	•	•
Tube Base		•	•	•
Wall Mounting Kit	•	•		•

ORDER GUIDE

Cabinet Solution Models

	MIAMI BLACK TOP Gloss Warm White Door, with 1/2" (12 mm) White, Solid Surface Top	MIAMI WHITE TOP Gloss Warm White Door, with 1/2" (12 mm) Black, Solid Surface Top	MILAN BLACK TOP Dimensional, Diamond Pattern White Door, 1/2" (12 mm) Black, Solid Surface Top	MILAN WHITE TOP Dimensional, Diamond Pattern White Door, 1/2" (12 mm) White, Solid Surface Top	BARCELONA WALNUT/BLACK Natural Walnut, Black Glass Doors, Beveled Edge Top	BARCELONA WALNUT/WHITE Natural Walnut, Warm White Doors, Beveled Edge Top
6-Bay, Low-Profile, Cabinet Dual Monitor Bundle 129.75"W x 31.25"H x 12"D	D1/367AM2/MM/GW/BK	D1/367AM2/MM/GW/WH	D1/367AM2/ML/WH/BK	D1/367AM2/ML/WH/WH		
6-Bay, Low-Profile, Cabinet No Monitor Bundle 129.75"W x 31.25"H x 12"D	D1/367A/MM/GW/BK	D1/367A/MM/GW/WH	D1/367A/ML/WH/BK	D1/367A/ML/WH/WH		
4-Bay, Low-Profile, Cabinet Dual Monitor Bundle 85.5"W x 31.25"H x 12"D	D1/347AM2/MM/GW/BK	D1/347AM2/MM/GW/WH	D1/347AM2/ML/WH/BK	D1/347AM2/ML/WH/WH		
4-Bay, Low-Profile, Cabinet Single Monitor Bundle 85.5"W x 31.25"H x 12"D	D1/347AM1/MM/GW/BK	D1/347AM1/MM/GW/WH	D1/347AM1/ML/WH/BK	D1/347AM1/ML/WH/WH		
4-Bay, Low-Profile, Cabinet Single XL Monitor Bundle 85.5"W x 31.25"H x 12"D	D1/347AMXL/MM/GW/BK	D1/347AMXL/MM/GW/WH	D1/347AMXL/ML/WH/BK	D1/347AMXL/ML/WH/WH		
4-Bay, Low-Profile, Cabinet No Monitor 85.5"W x 31.25"H x 12"D	D1/347A/MM/GW/BK	D1/347A/MM/GW/WH	D1/347A/ML/WH/BK	D1/347A/ML/WH/WH		
3-Bay, Low-Profile, Cabinet Dual Monitor Bundle 64.75"W x 31.25"H x 12"D	D1/337AM2/MM/GW/BK	D1/337AM2/MM/GW/WH	D1/337AM2/ML/WH/BK	D1/337AM2/ML/WH/WH		
3-Bay, Low-Profile, Cabinet Single Monitor Bundle 64.75"W x 31.25"H x 12"D	D1/337AM1/MM/GW/BK	D1/337AM1/MM/GW/WH	D1/337AM1/ML/WH/BK	D1/337AM1/ML/WH/WH		
3-Bay, Low-Profile, Cabinet No Monitor Bundle 64.75"W x 31.25"H x 12"D	D1/337A/MM/GW/BK	D1/337A/MM/GW/WH	D1/337A/ML/WH/BK	D1/337A/ML/WH/WH		
6-Bay, Standard Profile, Cabinet Dual Monitor Bundle 129.75"W x 31.25"H x 21.25"D	D2/367BM2/MM/GW/BK	D2/367BM2/MM/GW/WH	D2/367BM2/ML/WH/BK	D2/367BM2/ML/WH/WH	NA	NA
6-Bay, Standard Profile, Cabinet No Monitor Bundle 129.75"W x 31.25"H x 21.25"D	D2/367A/MM/GW/BK	D2/367A/MM/GW/WH	D2/367A/ML/WH/BK	D2/367A/ML/WH/WH	NA	NA
4-Bay, Standard Profile, Cabinet Dual Monitor Bundle 86.5"W x 31.25"H x 21.25"D	D2/347BM2/MM/GW/BK	D2/347BM2/MM/GW/WH	D2/347BM2/ML/WH/BK	D2/347BM2/ML/WH/WH	D2/347BM2/BA/NW/BG	D2/347BM2/BA/NW/GW
4-Bay, Standard Profile, Cabinet Single Monitor Bundle 85.5"W x 31.25"H x 21.25"D	D2/347BM1/MM/GW/BK	D2/347BM1/MM/GW/WH	D2/347BM1/ML/WH/BK	D2/347BM1/ML/WH/WH	D2/347BM1/BA/NW/BG	D2/347BM1/BA/NW/GW
4-Bay, Standard Profile, Cabinet No Monitor Bundle 85.5"W x 31.25"H x 21.25"D	D2/347A/MM/GW/BK	D2/347A/MM/GW/WH	D2/347A/ML/WH/BK	D2/347A/ML/WH/WH	D2/347A/BA/NW/BG	D2/347A/BA/NW/GW
3-Bay, Standard Profile, Cabinet Dual Monitor Bundle 64.75"W x 31.25"H x 21.25"D	D2/337BM2/MM/GW/BK	D2/337BM2/MM/GW/WH	D2/337BM2/ML/WH/BK	D2/337BM2/ML/WH/WH	D2/337BM2/BA/NW/BG	D2/337BM2/BA/NW/GW
3-Bay, Standard Profile, Cabinet Single Monitor Bundle 64.75"W x 31.25"H x 21.25"D	D2/337BM1/MM/GW/BK	D2/337BM1/MM/GW/WH	D2/337BM1/ML/WH/BK	D2/337BM1/ML/WH/WH	D2/337BM1/BA/NW/BG	D2/337BM1/BA/NW/GW
3-Bay, Standard Profile, Cabinet No Monitor Bundle 64.75"W x 31.25"H x 21.25"D	D2/337A/MM/GW	D2/337A/MM/GW/WH	D2/337A/ML/WH/BK	D2/337A/ML/WH/WH	D2/337A/BA/NW/BG	D2/337A/BA/NW/GW
3-Bay, Deep Profile, Cabinet Solution 64.75"W x 31.25"H x 30"D	D2/337BM2/MM/GW/BK	D2/337BM2/MM/GW/WH	D2/337BM2/ML/WH/BK	D2/337BM2/ML/WH/WH	D2/337BM2/BA/NW/BG	D2/337BM2/BA/NW/GW
2-Bay, Deep Profile, Cabinet Solution 44"W x 31.25"H x 30"D	D2/337BM1/MM/GW/BK	D2/337BM1/MM/GW/WH	D2/337BM1/ML/WH/BK	D2/337BM1/ML/WH/WH	D2/337BM1/BA/NW/BG	D2/337BM1/BA/NW/GW
1-Bay, Deep Profile, Cabinet Solution 23.25"W x 31.25"H x 30"D	D2/337A/MM/GW	D2/337A/MM/GW/WH	D2/337A/ML/WH/BK	D2/337A/ML/WH/WH	D2/337A/BA/NW/BG	D2/337A/BA/NW/GW

	BERLIN Wenge, Wave-Texture Doors with 1/2" (12 mm) Black, Solid Surface Top	CHICAGO Black Oak, Grass-Textured Doors with 1/2" (12 mm) Black, Solid Surface Top	DENVER WALNUT Medium Walnut, Bark-Textured Doors with 1/2" (12 mm) Black, Solid Surface Top	DENVER OAK Natural Oak, Bark-Textured Doors with 1/2" (12 mm) Black, Solid Surface Top	ZURICH Linear Texture - Opium Brown Doors with 1/2" (12 mm) Black, Solid Surface Top	OSLO Black Glass Doors, Black Oak Sides with 1/2" (12 mm) Black, Solid Surface Top
6-Bay, Low-Profile, Cabinet Dual Monitor Bundle 129.75"W x 31.25"H x 12"D	D1/367AM2/BL/WE	D1/367AM2/CH/OB	D1/367AM2/DV/MW	D1/367AM2/DV/NO	D1/367AM2/ZU/OB	D1/367AM2/OS/BG
6-Bay, Low-Profile, Cabinet No Monitor Bundle 129.75"W x 31.25"H x 12"D	D1/367A/BL/WE	D1/367A/CH/OB	D1/367A/DV/MW	D1/367A/DV/NO	D1/367A/ZU/OB	D1/367A/OS/BG
4-Bay, Low-Profile, Cabinet Dual Monitor Bundle 85.5"W x 31.25"H x 12"D	D1/347AM2/BL/WE	D1/347AM2/CH/OB	D1/347AM2/DV/MW	D1/347AM2/DV/NO	D1/347AM2/ZU/OB	D1/347AM2/OS/BG
4-Bay, Low-Profile, Cabinet Single Monitor Bundle 85.5"W x 31.25"H x 12"D	D1/347AM1/BL/WE	D1/347AM1/CH/OB	D1/347AM1/DV/MW	D1/347AM1/DV/NO	D1/347AM1/ZU/OB	D1/347AM1/OS/BG
4-Bay, Low-Profile, Cabinet Single XL Monitor Bundle 85.5"W x 31.25"H x 12"D	D1/347AMXL/BL/WE	D1/347AMXL/CH/OB	D1/347AMXL/DV/MW	D1/347AMXL/DV/NO	D1/347AMXL/ZU/OB	D1/347AMXL/OS/BG
4-Bay, Low-Profile, Cabinet No Monitor Bundle 64.75"W x 31.25"H x 12"D	D1/347A/BL/WE	D1/347A/CH/OB	D1/347A/DV/MW	D1/347A/DV/NO	D1/347A/ZU/OB	D1/347A/OS/BG
3-Bay, Low-Profile, Cabinet Dual Monitor Bundle 64.75"W x 31.25"H x 12"D	D1/337AM2/BL/WE	D1/337AM2/CH/OB	D1/337AM2/DV/MW	D1/337AM2/DV/NO	D1/337AM2/ZU/OB	D1/337AM2/OS/BG
3-Bay, Low-Profile, Cabinet Single Monitor Bundle 64.75"W x 31.25"H x 12"D	D1/337AM1/BL/WE	D1/337AM1/CH/OB	D1/337AM1/DV/MW	D1/337AM1/DV/NO	D1/337AM1/ZU/OB	D1/337AM1/OS/BG
3-Bay, Low-Profile, Cabinet No Monitor Bundle 64.75"W x 31.25"H x 12"D	D1/337A/MM/BL/WE	D1/337A/MM/CH/OB	D1/337A/ML/DV/MW	D1/337A/ML/DV/NO	D1/337A/ML/ZU/OB	D1/337A/MLOS/BG
6-Bay, Standard Profile, Cabinet Dual Monitor Bundle 129.75"W x 31.25"H x 21.25"D	D2/367BM2/BL/WE	D2/367BM2/CH/OB	D2/367BM2/DV/MW	D2/367BM2/DV/NO	D2/367BM2/ZU/OB	D2/367BM2/OS/BG
6-Bay, Standard Profile, Cabinet No Monitor Bundle 129.75"W x 31.25"H x 21.25"D	D2/367A/BL/WE	D2/367A/CH/OB	D2/367A/DV/MW	D2/367A/DV/NO	D2/367A/ZU/OB	D2/367A/OS/BG
4-Bay, Standard Profile, Cabinet Dual Monitor Bundle 85.5"W x 31.25"H x 21.25"D	D2/347BM2/BL/WE	D2/347BM2/CH/OB	D2/347BM2/DV/MW	D2/347BM2/DV/NO	D2/347BM2/ZU/OB	D2/347BM2/OS/BG
4-Bay, Standard Profile, Cabinet Single Monitor Bundle 85.5"W x 31.25"H x 21.25"D	D2/347BM1/BL/WE	D2/347BM1/CH/OB	D2/347BM1/DV/MW	D2/347BM1/DV/NO	D2/347BM1/ZU/OB	D2/347BM1/OS/BG
4-Bay, Standard Profile, Cabinet No Monitor Bundle 85.5"W x 31.25"H x 21.25"D	D2/347A/BL/WE	D2/347A/CH/OB	D2/347A/DV/MW	D2/347A/DV/NO	D2/347A/ZU/OB	D2/347A/OS/BG
3-Bay, Standard Profile, Cabinet Dual Monitor Bundle 64.75"W x 31.25"H x 21.25"D	D2/337BM2/BL/WE	D2/337BM2/CH/OB	D2/337BM2/DV/MW	D2/337BM2/DV/NO	D2/337BM2/ZU/OB	D2/337BM2/OS/BG
3-Bay, Standard Profile, Cabinet Single Monitor Bundle 64.75"W x 31.25"H x 21.25"D	D2/337BM1/BL/WE	D2/337BM1/CH/OB	D2/337BM1/DV/MW	D2/337BM1/DV/NO	D2/337BM1/ZU/OB	D2/337BM1/OS/BG
3-Bay, Standard Profile, Cabinet No Monitor Bundle 64.75"W x 31.25"H x 21.25"D	D2/337A/BL/WE	D2/337A/CH/OB	D2/337A/DV/MW	D2/337A/DV/NO	D2/337A/ZU/OB	D2/337A/OS/BG
3-Bay, Deep Profile Cabinet Solution 64.75"W x 31.25"H x 30"D	D3/337BM2/BL/WE	D3/337BM2/CH/OB	D3/337BM2/DV/MW	D3/337BM2/DV/NO	D3/337BM2/ZU/OB	D3/337BM2/OS/BG
2-Bay, Deep Profile Cabinet Solution 44"W x 31.25"H x 30"D	D3/323BM1/BL/WE	D3/323BM1/CH/OB	D3/323BM1/DV/MW	D3/323BM1/DV/NO	D3/323BM1/ZU/OB	D3/323BM1/OS/BG
1-Bay, Deep Profile Cabinet Solution 23.25"W x 31.25"H x 30"D	D3/317A/BL/WE	D3/317A/CH/OB	D3/317A/DV/MW	D3/317A/DV/NO	D3/317A/ZU/OB	D3/317A/OS/BG

ORDER GUIDE

Deep Profile Cabinet Models

Models do not include tops, rears or interiors.

	BERLIN	CHICAGO	DENVER WALNUT	DENVER OAK	MIAMI	MILAN
317 23.25"W x 31.25"H x 30"D	C/D3/317BL/WE	C/D3/317CH/BO	C/D3/317DV/MW	C/D3/317DV/NO	C/D3/317MM/GW	C/D3/317ML/WH
517 23.25"W x 50.875"H x 30"D	C/D3/317BL/WE	C/D3/317CH/BO	C/D3/317DV/MW	C/D3/317DV/NO	C/D3/317MM/GW	C/D3/317ML/WH
617 23.25"W x 60.625"H x 30"D	C/D3/617BL/WE	C/D3/617CH/BO	C/D3/617DV/MW	C/D3/617DV/NO	C/D3/617MM/GW	C/D3/617ML/WH
323 44"W x 31.25"H x 30"D	C/D3/323BL/WE	C/D3/323CH/BO	C/D3/323DV/MW	C/D3/323DV1NO	C/D3/323MM/GW	C/D3/323ML/WH
337 64.75"W x 31.25"H x 30"D	C/D3/337BL/WE	C/D3/337CH/BO	C/D3/337DV/MW	C/D3/337DV/NO	C/D3/337MM/GW	C/D3/337ML/WH
347 85.5"W x 31.25"H x 30"D	C/D3/347BL/WE	C/D3/347CH/BO	C/D3/347DV/MW	C/D3/347DV/NO	C/D3/347MM/GW	C/D3/347ML/WH
367 129.75"W x 31.25"H x 30"D	C/D3/367BL/WE	C/D3/367CH/BO	C/D3/367DV/MW	C/D3/367DV/NO	C/D3/367MM/GW	C/D3/367ML/WH
329 44"W x 31.25"H x 30"D	C/D3/329BL/WE	C/D3/329CH/BO	C/D3/329DV/MW	C/D3/329DV/NO	C/D3/329MM/GW	C/D3/329ML/WH
336 64.75"W x 31.25"H x 30"D	C/D3/336BL/WE	C/D3/336CH/BO	C/D3/336DV/MW	C/D3/336DV/NO	C/D3/336MM/GW	C/D3/336ML/WH
345 85.5"W x 31.25"H x 30"D	C/D3/345BL/WE	C/D3/345CH/BO	C/D3/345DV/MW	C/D3/345DV/NO	C/D3/345MM/GW	C/D3/345ML/WH

	OSLO	ZURICH
317 23.25"W x 31.25"H x 30"D	C/D3/317OS/BG	C/D3/317ZU/OB
517 23.25"W x 50.875"H x 30"D	C/D3/517OS/BG	C/D3/517ZU/OB
617 23.25"W x 60.625"H x 30"D	C/D3/617OS/BG	C/D3/617ZU/OB
323 44"W x 31.25"H x 30"D	C/D3/323OS/BG	C/D3/323ZU/OB
337 64.75"W x 31.25"H x 30"D	C/D3/337OS/BG	C/D3/337ZU/OB
347 85.5"W x 31.25"H x 30"D	C/D3/347OS/BG	C/D3/347ZU/OB
367 129.75"W x 31.25"H x 30"D	C/D3/367OS/BG	C/D3/367ZU/OB
329 44"W x 31.25"H x 30"D	C/D3/329OS/BG	C/D3/329ZU/OB
336 64.75"W x 31.25"H x 30"D	C/D3/336OS/BG	C/D3/336ZU/OB
345 85.5"W x 31.25"H x 30"D	C/D3/345OS/BG	C/D3/345ZU/OB

Projector Cabinet Models

	BERLIN	MILAN	OSLO	ZURICH
317 23.25"W x 31.25"H x 21.25"D	C/D3/317BL/WE	C/D3/317CH/BO	C/D3/317DV/MW	C/D3/317DV/NO

Standard Profile Cabinet Models

Models do not include tops, rears or interiors.

ORDER GUIDE

	BERLIN	CHICAGO	DENVER WALNUT	DENVER OAK	MIAMI	MILAN
317 23.25"W x 31.25"H x 21.25"D	C/D2/317BL/WE	C/D2/317CH/BO	C/D2/317DV/MW	C/D2/317DV/NO	C/D2/317MM/GW	C/D2/317ML/WH
617 23.25"W x 60.625"H x 21.25"D	C/D2/617BL/WE	C/D2/617CH/BO	C/D2/617DV/MW	C/D2/617DV/NO	C/D2/617MM/GW	C/D2/617ML/WH
323 44"W x 31.25"H x 21.25"D	C/D2/323BL/WE	C/D2/323CH/BO	C/D2/323DV/MW	C/D2/323DV1NO	C/D2/323MM/GW	C/D2/323ML/WH
337 64.75"W x 31.25"H x 21.25"D	C/D2/337BL/WE	C/D2/337CH/BO	C/D2/337DV/MW	C/D2/337DV/NO	C/D2/337MM/GW	C/D2/337ML/WH
347 85.5"W x 31.25"H x 21.25"D	C/D2/347BL/WE	C/D2/347CH/BO	C/D2/347DV/MW	C/D2/347DV/NO	C/D2/347MM/GW	C/D2/347ML/WH
367 129.75"W x 31.25"H x 21.25"D	C/D2/367BL/WE	C/D2/367CH/BO	C/D2/367DV/MW	C/D2/367DV/NO	C/D2/367MM/GW	C/D2/367ML/WH
329 44"W x 31.25"H x 21.25"D	C/D2/329BL/WE	C/D2/329CH/BO	C/D2/329DV/MW	C/D2/329DV/NO	C/D2/329MM/GW	C/D2/329ML/WH
336 64.75"W x 31.25"H x 21.25"D	C/D2/336BL/WE	C/D2/336CH/BO	C/D2/336DV/MW	C/D2/336DV/NO	C/D2/336MM/GW	C/D2/336ML/WH
345 85.5"W x 31.25"H x 21.25"D	C/D2/345BL/WE	C/D2/345CH/BO	C/D2/345DV/MW	C/D2/345DV/NO	C/D2/345MM/GW	C/D2/345ML/WH
236 64.75"W x 21.5"H x 21.25"D	C/D2/236BL/WE	C/D2/236CH/BO	C/D2/236DV/MW	C/D2/236DV/NO	C/D2/236MM/GW	C/D2/236OML/WH
245 85.5"W x 21.5"H x 21.25"D	C/D2/245BL/WE	C/D2/245CH/BO	C/D2/245DV/MW	C/D2/245DV/NO	C/D2/245MM/GW	C/D2/245ML/WH
237 64.75"W x 21.5"H x 21.25"D	C/D2/237BL/WE	C/D2/237CH/BO	C/D2/237DV/MW	C/D2/237DV/NO	C/D2/237MM/GW	C/D2/237ML/WH
247 85.5"W x 21.5"H x 21.25"D	C/D2/247BL/WE	C/D2/247CH/BO	C/D2/247DV/MW	C/D2/247DV/NO	C/D2/247MM/GW	C/D2/247ML/WH

	OSLO	ZURICH		BARCELONA WALNUT/BLACK	BARCELONA WALNUT/WHITE
317 23.25"W x 31.25"H x 21.25"D	C/D2/317OS/BG	C/D2/317ZU/OB	317 23.25"W x 31.25"H x 21.25"D	C/D2/317BA/NW/BG	C/D2/317BA/NW/GW
617 23.25"W x 60.625"H x 21.25"D	C/D2/617OS/BG	C/D2/617ZU/OB	617 23.25"W x 64.5"H x 21.25"D	C/D2/617BA/NW/BG	C/D2/617BA/NW/GW
323 44"W x 31.25"H x 21.25"D	C/D2/323OS/BG	C/D2/323ZU/OB	323 44"W x 31.25"H x 21.25"D	C/D2/323BA/NW/BG	C/D2/323BA/NW/GW
337 64.75"W x 31.25"H x 21.25"D	C/D2/337OS/BG	C/D2/337ZU/OB	337 64.75"W x 31.25"H x 21.25"D	C/D2/337BA/NW/BG	C/D2/337BA/NW/GW
347 85.5"W x 31.25"H x 21.25"D	C/D2/347OS/BG	C/D2/347ZU/OB	347 85.5" W x 31.25"H x 21.25"D	C/D2/347BA/NW/BG	C/D2/347BA/NW/GW
367 129.75"W x 31.25"H x 21.25"D	C/D2/367OS/BG	C/D2/367ZU/OB			
329 44"W x 31.25"H x 21.25"D	C/D2/329OS/BG	C/D2/329ZU/OB	329 44"W x 31.255"H x 21.25"D	C/D2/329BA/NW/BG	C/D2/329BA/NW/GW
336 64.75"W x 31.25"H x 21.25"D	C/D2/336OS/BG	C/D2/336ZU/OB	336 64.75"W x 31.25"H x 21.25"D	C/D2/336BA/NW/BG	C/D2/336BA/NW/GW
345 85.5"W x 31.25"H x 21.25"D	C/D2/345OS/BG	C/D2/345ZU/OB	345 85.5"W x 31.25"H x 21.25"D	C/D2/345BA/NW/BG	C/D2/345BA/NW/GW
236 64.75"W x 21.5"H x 21.25"D	C/D2/236OS/BG	C/D2/236ZU/OB	236 64.75"W x 21.5"H x 21.25"D	C/D2/236BA/NW/BG	C/D2/236BA/NW/GW
245 85.5"W x 21.5"H x 21.25"D	C/D2/245OS/BG	C/D2/245ZU/OB	245 85.5" W x 21.5"H x 21.25"D	C/D2/245BA/NW/BG	C/D2/245BA/NW/GW
237 64.75"W x 21.5"H x 21.25"D	C/D2/237OS/BG	C/D2/237ZU/OB	237 64.75"W x 21.5"H x 21.25"D	C/D2/237BA/NW/BG	C/D2/237BA/NW/GW
247 85.5"W x 21.5"H x 21.25"D	C/D2/247OS/BG	C/D2/247ZU/OB	247 85.5" W x 21.5"H x 21.25"D	C/D2/247BA/NW/BG	C/D2/247BA/NW/GW

ORDER GUIDE

Models do not include tops or interiors.

Low Profile Cabinets Models

	BERLIN	CHICAGO	DENVER WALNUT	DENVER OAK
317 23.25"W x 31.25"H x 12"D	C/D1/317BL/WE	C/D1/317CH/BO	C/D1/317DV/MW	C/D1/317DV/NO
323 44"W x 31.25"H x 12"D	C/D1/323BL/WE	C/D1/323CH/BO	C/D1/323DV/MW	C/D1/323DV1NO
337 64.75"W x 31.25"H x 12"D	C/D1/337BL/WE	C/D1/337CH/BO	C/D1/337DV/MW	C/D1/337DV/NO
347 85.5" W x 31.25"H x 12"D	C/D1/347BL/WE	C/D1/347CH/BO	C/D1/347DV/MW	C/D1/347DV/NO
367 129.75"W x 31.25"H x 12"D	C/D1/367BL/WE	C/D1/367CH/BO	C/D1/367DV/MW	C/D1/367DV/NO
329 44"W x 31.25"H x 12"D	C/D1/329BL/WE	C/D1/329CH/BO	C/D1/329DV/MW	C/D1/329DV/NO
336 64.75"W x 31.25"H x 12"D	C/D1/336BL/WE	C/D1/336CH/BO	C/D1/336DV/MW	C/D1/336DV/NO
345 85.5"W x 31.25"H x 12"D	C/D1/345BL/WE	C/D1/345CH/BO	C/D1/345DV/MW	C/D1/345DV/NO

	ZURICH	MIAMI	MILAN	OSLO
317 23.25"W x 31.25"H x 12"D	C/D1/317ZU/OB	C/D1/317MM/GW	C/D1/317ML/WH	C/D1/317OS/BG
323 44"W x 31.25"H x 12"D	C/D1/323ZU/OB	C/D1/323MM/GW	C/D1/323ML/WH	C/D1/323OS/BG
337 64.75"W x 31.25"H x 12"D	C/D1/337ZU/OB	C/D1/337MM/GW	C/D1/337ML/WH	C/D1/337OS/BG
347 85.5" W x 31.25"H x 12"D	C/D1/347ZU/OB	C/D1/347MM/GW	C/D1/347ML/WH	C/D1/347OS/BG
367 129.75"W x 31.25"H x 12"D	C/D1/367ZU/OB	C/D1/367MM/GW	C/D1/367ML/WH	C/D1/367OS/BG
329 44"W x 31.25"H x 12"D	C/D1/329ZU/OB	C/D1/329MM/GW	C/D1/329ML/WH	C/D1/329OS/BG
336 64.75"W x 31.25"H x 12"D	C/D1/336ZU/OB	C/D1/336MM/GW	C/D1/336ML/WH	C/D1/336OS/BG
345 85.5"W x 31.25"H x 12"D	C/D1/345ZU/OB	C/D1/345MM/GW	C/D1/345ML/WH	C/D1/345OS/BG

Mobile Display Stand Compatible Accessories

	FS1XL/EL/GG XL Electric Lift Mobile Stand	FS1/EL/GG Electric Lift Mobile Stand	FS1/ELT/GG Electric Lift & Tilt Mobile Stand	FS1XL/FH/GG XL Fixed Height Mobile Stand	FS1/FH/GG Fixed Height Mobile Stand	FS1W/EL/GG Electric Lift Wall Stand
Cable Reels	•	•	•	•	•	
Power Distribution Unit	•	•	•	•	•	
Vertical Rack Mount	•	•	•			
Equipment Storage Cover	•	•	•			
Keyboard Storage Shelf	•	•	•	•	•	
Small Shelf with Straps	•	•	•			
Speaker Bracket	•	•	•	•	•	
Camera Shelf	•	•	•	•	•	•
Wireless Remote	•	•	•			•
Road Case	•	•	•			

CUSTOM MADE EASY

Salamander specializes in custom
designing and manufacturing
high-performing furniture solutions
for complex projects.

Call us for a free design consultation.



SALAMANDER DESIGNS
811 Blue Hills Avenue
Bloomfield, CT 06002

salamandercommercial.com
custom@salamanderdesigns.com
800.535.9910

