



RFD8500/RFD8500i Technical Accessory Guide


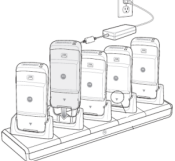









NOTE: RFD8500i (for TC55 units) discontinued 9/2018 - see PMB 3116

NOTE: This document is only for general reference. Solution Builder and related PMBs should be used for product availability, pricing, and final solution selection.


* Zebra does not endorse or specifically recommend any **third-party products, accessories, or hardware**. ZEBRA DISCLAIMS ANY AND ALL LIABILITY, INCLUDING ANY EXPRESS OR IMPLIED WARRANTIES, WHETHER ORAL OR WRITTEN, FOR SUCH THIRD PARTY PRODUCTS, ACCESSORIES, OR HARDWARE. THE CUSTOMER ACKNOWLEDGES THAT NO REPRESENTATION HAS BEEN MADE BY ZEBRA AS TO THE FITNESS OF THE THIRD-PARTY PRODUCTS, ACCESSORIES, OR HARDWARE FOR THE CUSTOMER'S INTENDED PURPOSE.

Cradles/Charging for RFD8500 (not compatible with RFD8500i - integrated TC55 charging - models)





Part Number	Picture	Description	Notes	Required Items
SAC-TC55-2BTYC1		2-Slot Battery Charger	<ul style="list-style-type: none"> Two 1.5X (4,410 mAh) batteries charge in approximately 11 hours. Charge time cut in half when charging only one battery Two LED lights indicate charge status of each battery. Battery door/cover must be installed before charger will charge the battery. Includes two battery doors/covers Charger is powered with Rugged Charging Cable (CBL-TC55-CHG1-01) or can be inserted into Universal Cradle (CRDUNIV-55-5000R) with shim removed. 	<p>For stand-alone charging: Rugged Charge Cable (CBL-TC55-CHG1-01) and USB Power Supply (PWR-WUA5V6W0WWW / PWRS-124306-01R)</p> <p>For multi-unit charging of up to 5 Chargers for charging up to 10 batteries: Universal Cradle with 5 RFD8500/TC55 Cups (CRDUNIV-55-5000R) - shim for rubber boot must be removed.</p> 
CRDUNIV-RFD8500-1R		Universal Cradle with 3 RFD8500/TC55 Cups	<ul style="list-style-type: none"> Will charge up to a combination of three RF8500 or 2-Slot Battery Charger (SAC-TC55-2BTYC1) units Includes Universal Cradle (CRDUNIV-XX-5000R), three RFD8500/TC55 Charging Cups (CUPTC55XX-1000R), and two Blank Slot Covers (CUPUNICVR-5000R) Includes cradle insert/shim that can be removed when charging a 2-Slot Battery Charger (SAC-TC55.2BTYC1). 	<ul style="list-style-type: none"> Power Supply (PWR-BGA12V50W0WWW and CBL-DC-388A1-01 OR PWRS-14000-148C AC Line Cord (23844-00-00R)
CRD4S-RFD8500-2R		4-Slot Charging Cradle for TC51/TC56 and RFD8500	<ul style="list-style-type: none"> Will charge 2 TC51/TC56 units AND 2 RF8500 units 	<ul style="list-style-type: none"> DC Line Cord (CBL-DC-381A1-01) and Power Supply (PWR-BGA12V108W0WWW) AC Line Cord (23844-00-00R)









CRDUNIV-55-5000R		Universal Cradle with 5 RFD8500/TC55 Cups	<ul style="list-style-type: none"> Can be used to charge up to five 2-Slot Battery Chargers (SAC-TC55-2BTYC1). Use Universal Cradle with 3 Cups (CRDUNIV-RFD8500-1R) to charge RFD8500 units. Five RFD8500 units will NOT fit in cradle. Includes Universal Cradle (CRDUNIV-XX-5000R) and five TC55 Charging Cups (CUPTC55XX-1000R) Includes cradle insert/shim that can be removed when charging a 2-Slot Battery Charger (SAC-TC55.2BTYC1). 	<ul style="list-style-type: none"> Power Supply (PWR-BGA12V50W0WWW and CBL-DC-388A1-01 OR PWRS-14000-148C AC Line Cord (23844-00-00R)
CRDUNIV-XX-5000R		Universal Cradle	<ul style="list-style-type: none"> Provides more flexible charging options. Supports up to five of any combination of the following cradle cups: <ul style="list-style-type: none"> Charging Cup (CUPTC55XX-1000R) Blank Slot Cover (CUPUNICVR-5000R) 	<ul style="list-style-type: none"> Power Supply (PWR-BGA12V50W0WWW and CBL-DC-388A1-01 OR PWRS-14000-148C AC Line Cord (23844-00-00R) Up to five Charging Cups or Blank Slot Covers
CUPTC55XX-1000R		Charging Cup for Universal Cradle	<ul style="list-style-type: none"> Includes cradle insert/shim that can be removed when charging a 2-Slot Battery Charger (SAC-TC55.2BTYC1). Up to three Charging Cups can be installed on the Universal Cradle when charging the RFD8500. Blank Slot Covers should be used on the remaining two slots on the Universal Cradle. 	Universal Cradle (CRDUNIV-XX-5000R)
CUPUNICVR-5000R		Blank Slot Covers for Universal Cradle	<ul style="list-style-type: none"> Used to plug slots in Universal Cradle if all 5 slots are not needed. Includes 5 Covers 	
CBL-TC55-CHG1-01		Rugged Charging Cable	<ul style="list-style-type: none"> Connects to charge contacts on back of RFD8500. USB-A connector on power supply side. 	USB Power Supply (PWR-WUA5V6W0WWW / PWRS-124306-01R) or equivalent.
Cradles/Charging for RFD8500 or RFD8500i (has integrated charging slot for TC55)				
Part Number	Picture	Description	Notes	Required Items


CRD1S-RFD8500-1R		Single Slot Charging Cradle	<ul style="list-style-type: none"> ▶Will charge both RFD8500 and TC55 batteries simultaneously. ▶Cradle can also be used to charge RFD8500 or TC55 units independently. ▶LED status indicator on charger base will show charge status of RFD8500 battery. Refer to charge status LED on the TC55 for its charging state. ▶NOTE: Charging cup uses Zebra common ShareCradle design, however, the RFD8500 cup is about 20% wider than standard ShareCradle cups. This cup can't be mounted on any 5-Slot ShareCradles. 	<p>For charging one cradle:</p> <ul style="list-style-type: none"> ▶Power Supply (PWR-BGA12V50W0WWW and CBL-DC-388A1-01) ▶AC Line Cord (23844-00-00R) <p>For charging two cradles:</p> <ul style="list-style-type: none"> ▶Power Supply (PWR-BGA12V50W0WWW and CBL-DC-388A1-01) ▶AC Line Cord (23844-00-00R) ▶2-Way Power Cable (25-122026-02R) <p>For charging 3-4 cradles:</p> <ul style="list-style-type: none"> ▶4-Way DC Line Cord (CBL-DC-380A1-01) and Power Supply (PWR-BGA12V108W0WWW) ▶AC Line Cord (23844-00-00R)
CRD4S-RFD8500-1R		4-Slot Charging Cradle	<ul style="list-style-type: none"> ▶Will charge both RFD8500 and TC55 batteries simultaneously. ▶Cradle can also be used to charge RFD8500 or TC55 units independently. ▶LED status indicator on charger base will show charge status of RFD8500 battery. Refer to charge status LED on the TC55 for its charging state. ▶NOTE: Charging cup uses Zebra common ShareCradle design, however, the RFD8500 cup is about 20% wider than standard ShareCradle cups. This cup can't be mounted on any 5-Slot ShareCradles. 	<ul style="list-style-type: none"> ▶DC Line Cord (CBL-DC-381A1-01) and Power Supply (PWR-BGA12V108W0WWW) ▶AC Line Cord (23844-00-00R)
BRKT-SCRD-SMRK-01		Multi-Slot Wall/Rack Mount Bracket	<ul style="list-style-type: none"> ▶Allows for rack and wall mounting of one 4-Slot Charging Cradle or up to four Single-Slot Cradles. ▶Bracket can be mounted on standard 19" network rack or on a wall. ▶Cable routing slots & removable power supply holder tray. ▶Adjustable tabs & screw mounts for easy hanging/installation. ▶Adjustable orientations - horizontal, vertical, angled. ▶See the Bluetooth-Generic Accessories TAG for info on 3rd party Network Racks that can be used for mounting this bracket. 	
CBL-TC55-CHG1-01		Rugged Charging Cable	<ul style="list-style-type: none"> ▶Connects to charge contacts on back of RFD8500. ▶USB-A connector on power supply side. 	USB Power Supply (PWR-WJA5V6W0WWW / PWRS-124306-01R) or equivalent.
Communication Cables				
Part Number	Picture	Description	Notes	Required Items

25-MCXUSB-01R		Spare USB Charge/Sync Cable	<ul style="list-style-type: none"> ▶Can be used to charge and communicate with RFD8500 from side micro-USB port. It is recommended to use dedicated Charge Cable or Cradle for routine charging though. ▶Attaching cable to RFD8500i unit will not charge the TC55, only the RFD8500i. ▶RFID tag data transfer <u>not</u> supported via USB. ▶Normally ships in box with each RFD8500. ▶Micro USB B to USB A connector 	
---------------	---	-----------------------------	---	--





Misc

Part Number	Picture	Description	Notes	Required Items
ADP-TC51-100		Adapter Mount for TC5x series	<ul style="list-style-type: none"> ▶Allows TC5x series devices to be mounted on top of RFD8500 ▶Adapter clips on Standard Battery Door which is included with RFD8500 ▶"Zebra" logo shim on Standard Battery Door needs to be removed for Adapter Mount to clip onto door. ▶Will not charge the TC51/TC56. ▶Does not support Rugged Boot/Exoskeleton (SG-TC51-EXO1-01) ▶Not compatible with RFD8500i models 	
ADP-MC40-100		Adapter Mount for MC40	<ul style="list-style-type: none"> ▶Allows MC40 to be mounted on top of RFD8500 ▶Adapter clips on Standard Battery Door which is included with RFD8500 ▶"Zebra" logo shim on Standard Battery Door needs to be removed for Adapter Mount to clip onto door. ▶Will not charge the MC40 ▶Not compatible with RFD8500i models 	
KT-IPODTCH-100		Adapter Mount for iPod Touch 5/iPhone 5	<ul style="list-style-type: none"> ▶Allows iPod Touch 5th Generation or iPhone 5 to be mounted on top of RFD8500 ▶Quad Lock® case design ▶Will not charge the Apple device ▶Not compatible with RFD8500i models 	▶Quad-Lock Battery Door (KT-QUADOOR-100)
Additional Quad Lock® cases and adapters (3rd party) * http://www.quadlockcase.com		Additional Adapter Mounts for other Consumer Devices	<ul style="list-style-type: none"> ▶Allows other consumer devices (i.e. iPhone, Samsung Galaxy, etc.) to be mounted on top of RFD8500 ▶Other Zebra devices (i.e. TC7X) may be able to use the Quad Lock Universal Adapter which adheres to the device and will allow it to attach to the RFD8500. ▶Quad Lock® case design ▶Will not charge the consumer device ▶Not compatible with RFD8500i models 	▶Quad-Lock Battery Door (KT-QUADOOR-100)

SG-8500-HSTRPH-01		Spare Lanyard	<ul style="list-style-type: none"> Attaches to tether point on bottom of pistol handle Gray color Normally ships in box with each RFD8500. 	
Power Cords/Power Supplies				
Part Number	Picture	Description	Notes	Required Items
CBL-DC-388A1-01		DC Power Cord	<ul style="list-style-type: none"> Used along with Power Supply PWR-BGA12V50W0WW to power RFD8500i Single Slot Cradles and Universal Cradle. Cable length is 1.8 meters 	
25-122026-02R		2-Way Power Cable	<ul style="list-style-type: none"> Used to power two Single Slot Chargers for RFD8500i (CRD1S-RFD8500-1R) from one power supply (PWR-BGA12V50W0WW). Has a longer barrel jack and retention feature (compared to 25-122026-01R) to ensure a good connection to the cradle. 	
PWR-BGA12V50W0WW		Power Supply	<ul style="list-style-type: none"> Used to power RFD8500i Single Slot Cradles and Universal Cradle. 100-240 VAC, 12V, 4.16A, 50W Provides US DOE Level VI compliance for power efficiency. Replaces PWRS-14000-148R and PWRS-14000-148C 	DC Line Cord (CBL-DC-388A1-01) and AC Line Cord (23844-00-00R)
KIT-PWR-12V50W		Power Supply Kit	<ul style="list-style-type: none"> Includes Power Supply (PWR-BGA12V50W0WW) and DC Line Cord (CBL-DC-388A1-01) Used to power RFD8500i Single Slot Cradles and Universal Cradle. 	AC Line Cord (23844-00-00R)
CBL-DC-381A1-01		DC Power Cord	<ul style="list-style-type: none"> Used with Power Supply PWR-BGA12V108W0WW to power 4-Slot Charger for RFD8500i (CRD4S-RFD8500-1R) OR 4-Slot Charger for RFD8500 and TC51 (CRD4S-RFD8500-2R). This cable does not include the black extension release latch which is not required when used on Multi-Slot ShareCradles. 	
CBL-DC-382A1-01		DC Power Cord	<ul style="list-style-type: none"> Used with Power Supply PWR-BGA12V108W0WW to power 4-Slot Charger for RFD8500i (CRD4S-RFD8500-1R) OR 4-Slot Charger for RFD8500 and TC51 (CRD4S-RFD8500-2R). Cable has black extension tab for releasing the cable from the back of the cradle. This isn't required when using Multi-Slot ShareCradles. NOTE: CBL-DC-381A1-01 is the recommended cable to be used. 	
CBL-DC-380A1-01		4-Way Power Cable	<ul style="list-style-type: none"> Used with Power Supply PWR-BGA12V108W0WW for powering up to four Single Slot Chargers for RFD8500i (CRD1S-RFD8500-1R) 	

PWR-BGA12V108W0WW		Power Supply	<ul style="list-style-type: none"> Used to power multi-slot cradles. 100-240 VAC, 12V, 9A, 108W Provides US DOE Level VI compliance for power efficiency. Replaces PWRS-14000-241R 	DC Power Cable (CBL-DC-382A1-01) or 4-Way Power Cable (CBL-DC-380A1-01) and 23844-00-00R
23844-00-00R		AC Line Cord	Used to power Cradles	
PWR-WUA5V6W0WW		USB Power Supply	<ul style="list-style-type: none"> Includes four international plugs for use in US, UK, EU, and AU. Additional plugs can be purchased separately for other countries. 5.2V, 1.2A, 6W output Provides US DOE Level VI compliance for power efficiency 	Micro USB Cable (25-MCXUSB-01R)
CN-000803-01		<u>Spare/Replacement</u> USB Power Supply AC Clip for Australia (AUS)	<ul style="list-style-type: none"> This AC Clip is normally included with PWR-WUA5V6W0WW 2 pin Australia plug 	USB Power Supply (PWR-WUA5V6W0WW)
CN-000803-02		USB Power Supply AC Clip for Argentina (ARG)		USB Power Supply (PWR-WUA5V6W0WW)
CN-000803-03		USB Power Supply AC Clip for Korea (KOR)		USB Power Supply (PWR-WUA5V6W0WW)
CN-000803-04		<u>Spare/Replacement</u> USB Power Supply AC Clip for US (US)	<ul style="list-style-type: none"> This AC Clip is normally included with PWR-WUA5V6W0WW 2 pin US plug 	USB Power Supply (PWR-WUA5V6W0WW)
CN-000803-05		<u>Spare/Replacement</u> USB Power Supply AC Clip for Europe (EU)	<ul style="list-style-type: none"> This AC Clip is normally included with PWR-WUA5V6W0WW 	USB Power Supply (PWR-WUA5V6W0WW)
CN-000803-06		<u>Spare/Replacement</u> USB Power Supply AC Clip for UK (UK)	<ul style="list-style-type: none"> This AC Clip is normally included with PWR-WUA5V6W0WW 	USB Power Supply (PWR-WUA5V6W0WW)
CN-000803-07		USB Power Supply AC Clip for China (CHN)	<ul style="list-style-type: none"> straight pins China plug 	USB Power Supply (PWR-WUA5V6W0WW)
CN-000803-08		USB Power Supply AC Clip for Brazil (BRA)	<ul style="list-style-type: none"> 2 pin Brazil plug 	USB Power Supply (PWR-WUA5V6W0WW)
CN-000803-09		USB Power Supply AC Clip for India (IND)		USB Power Supply (PWR-WUA5V6W0WW)

Batteries

Part Number	Picture	Description	Notes	Required Items
BTRY-TC55-44MA1-01 BTRY-TC55-44BR1-01 (for Brazil) BTRY-TC55-44MA1-10 (10 pack)		RFD8500/TC55 Spare 1.5X Battery (4410 mAh)	<ul style="list-style-type: none"> ▶This is the standard battery that is included with each RFD8500 unit. ▶Provides 5-6 hours of continuous usage. 	
BTRY-TC55-29MA1-01 BTRY-TC55-29BR1-01 (for Brazil) BTRY-TC55-29MA1-10 (10 pack)		RFD8500/TC55 1X Battery (2940 mAh)	<ul style="list-style-type: none"> ▶Optional battery for RFD8500 for customers looking for a lighter weight device. ▶Does not decrease physical dimensions of RFD8500, just its weight. 	
KT-STDDOOR-100		Spare Standard Battery Door	<ul style="list-style-type: none"> ▶Normally included in box with RFD8500 ▶Not compatible with RFD8500i models 	
KT-QUADOOR-100		Quad Lock® Battery Door	<ul style="list-style-type: none"> ▶Allows Quad Lock® design device cases to be attached to RFD8500 ▶Used instead of Standard Battery Door when using Quad Lock® device adapters ▶Not compatible with RFD8500i models 	<ul style="list-style-type: none"> ▶Quad Lock® case (i.e. KT-IPODTCH-100) or similar