

482.6 mm (19") Wall Mounting Cabinets Unique Series - double sectioned, pivoted



- ✓ 1.5 mm strong steel sheet
- ✓ Load capacity up to 100 kg
- ✓ Standard colors grey and black
- ✓ Large range of equipment available

Abstract

482.6 mm (19") Wall Mounting Cabinets Unique Series - double sectioned, pivoted -
600 mm width, 600 mm depth

Features

- Safety class rating IP20
- Front door made out of lateral metal struts with safety glass, 1-point-locking
- Door stop is easy to change
- 210° door opening angle
- Housing is connected to rear frame with separate locking mechanism (incl. individual key)
- 102° pivotable angle of the housing from the frame
- Side panels are lockable and removable
- 482,6 mm (19") profile rails mounted on the front side inside of the cabinet, galvanized
- 482,6 mm (19") profile rails are adjustable in depth and with height unit marking
- Load capacity of 482,6 mm (19") profile rails: 100 kg
- Rear frame with 482,6 mm (19") punch outs
- Max. equipment mounting depth: 440 mm
- Cable entry on the rear side and base with plastic cover and top with sliding cover
- Rear frame with brush strip for cable entry on top and base
- Roof is prepared for fan units (punched out entries)
- Ventilation slots for active and passive ventilation and exhausting
- Several earthing points for cabinet components
- Incl. installation set (screws, cage nuts, washers)
- Cabinet is completely mounted

Conform due to standards


- ISO 9001:2008
- IEC 297-1, -2 (dimensions of mechanical structures of 482.6 mm (19") series)
- EN 61587-1:2012 (mechanical carrier for electric systems)
- EN 60950-1:2006 (CE information technological systems - safety - part 1 - general requirements)



Product Overview

The Wall Mounting Cabinets of the Unique Series were designed for the user-friendly installation of active- and passive network components accompanied by a neat cable management. Each cabinet consists of up to 1.5 mm strong steel sheet material which ensures a very good stability due to a robust steel construction. The color is created by powder coating. Wall installation can be done easily. Leveling feet or castors are available separately for free standing purposes. Door and side panels are easy to detach and the door stop can be changed. The roof contains air ventilation slots for a better air circulation. Each wall mounting cabinet contains one pair (two pieces) of mounted 482.6 mm (19") profile rails inside. They are galvanized, with height unit marking (countable from both directions) and variable in depth. Furthermore, the rear frame is outfitted with 482.6 mm (19") punch outs. An important aspect for each installation is the cable management. The roof of each cabinet is equipped with a sliding cable entry panel with rubber sealing. Punched out cable entries with plastic cover are present on the rear wall and base. The rear frame is also equipped with brushes on top and base side. An extensive portfolio of accessories for cable management, shelves, etc. will help to meet many requirements in daily use.

Product Images



Logistic Information

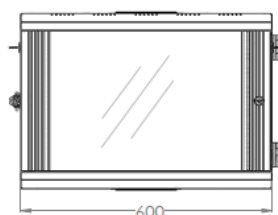
Height unit (U)	Height in mm	Width x Depth in mm*	Net weight in kg
7U	420 mm	600x600 mm	31.5 kg
9U	509 mm		36 kg
12U	643 mm		42.4 kg
16U	820 mm		50.8 kg
20U	998 mm		57.5 kg

*600 mm depth= 450 mm housing + 150 mm rear frame

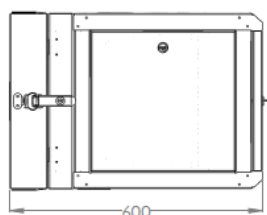
Product Number Information

Item code	U	Color
DN-19 07-U-3	7	Grey (RAL 7035)
DN-19 07-U-3-SW		Black (RAL 9005)
DN-19 09-U-3	9	Grey (RAL 7035)
DN-19 09-U-3-SW		Black (RAL 9005)
DN-19 12-U-3	12	Grey (RAL 7035)
DN-19 12-U-3-SW		Black (RAL 9005)
DN-19 16-U-3	16	Grey (RAL 7035)
DN-19 16-U-3-SW		Black (RAL 9005)
DN-19 20-U-3	20	Grey (RAL 7035)
DN-19 20-U-3-SW		Black (RAL 9005)

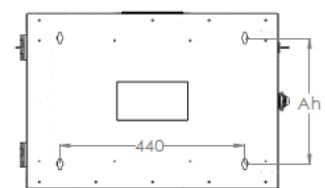
Technical Drawnigs



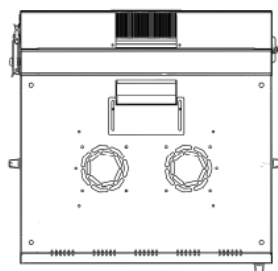
FRONT VIEW



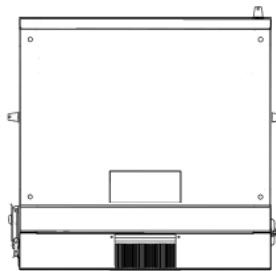
SIDE VIEW



REAR VIEW



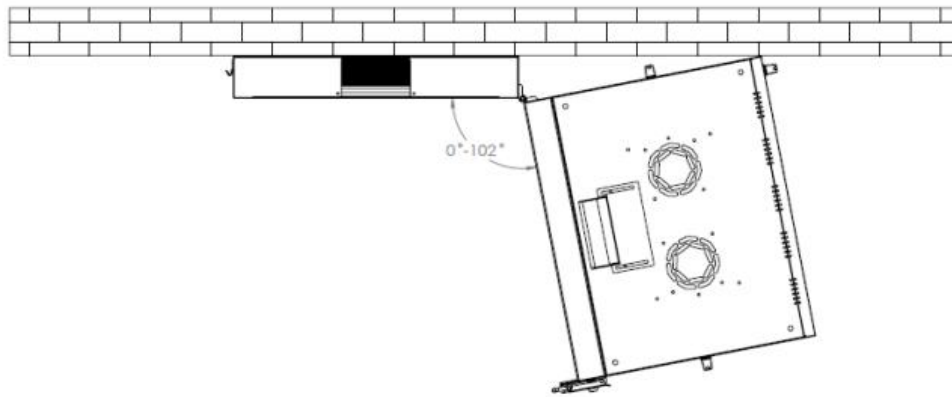
BOTTOM VIEW



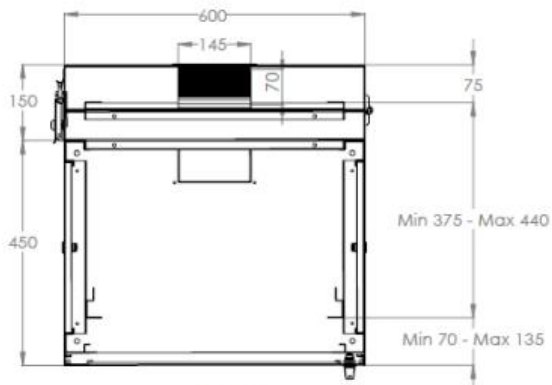
TOP VIEW

Mounting hole height distance ("Ah")

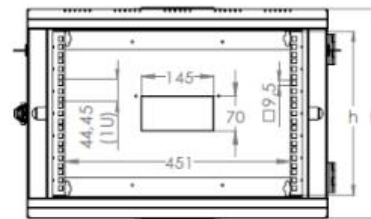
U	Ah
7	260 mm
9	349 mm
12	482 mm
16	660 mm
20	838 mm



DOUBLE SECTION OPENING ANGLE



MAX/MIN
EQUIPMENT
MOUNTING DISTANCE



DIMENSIONS IN
WIDTH AND HEIGHT