


Product Environmental Profile

SEP6 PDU

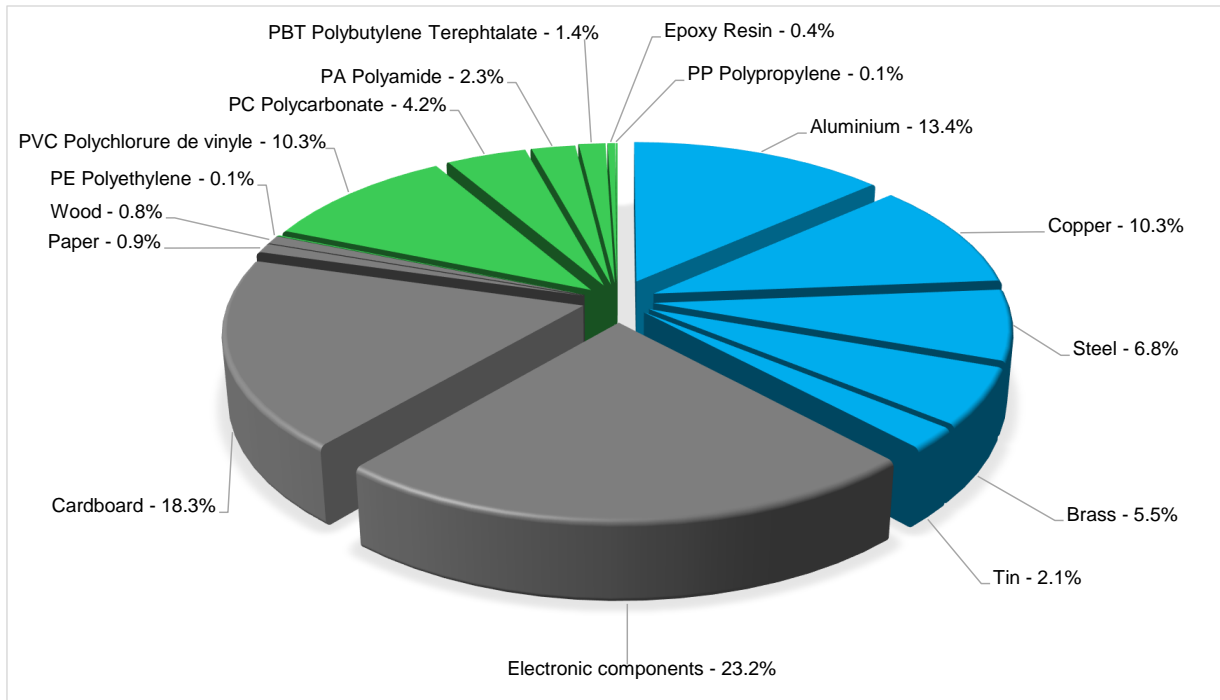


General information

Reference product	SEP6 PDU, SMBO, 0U, 63A, 400V, (12+12)GB1002, L - SEP6661
Description of the product	SEP6 PDU provides reliable rack power distribution units that offer more than a power strip for server rack and network rack solutions.
Description of the range	The environmental impacts of this reference product are representative of the impacts of the other products of the range which are developed with a similar technology. The products of the range are: SEP6 PDU SEP6110 SEP6121 SEP6122 SEP6131 SEP6132 SEP6321 SEP6322 SEP6431 SEP6432 SEP6531 SEP6532 SEP6631 SEP6632 SEP6161 SEP6162 SEP6661 SEP6662 SEP6327A-X901 SEP6456-X902
Functional unit	To provides rack power distribution via a IEC60309 3P+N+PE inlet with 12 GB1002-10A and 12 GB1002-10A outlets and distributes power up to 3-phase 63A. It also provides active metering of individual outlets and on/off outlet switching to enable energy optimization, during 10 years.

Constituent materials

Reference product mass	11.9 kg including the product, its packaging, additional elements and accessories
------------------------	---




Plastics	18.7%
Metals	38.1%
Others	43.2%

Substance assessment

RoHS compliance	Products of this range are designed in conformity with the requirements of the RoHS directive (European Directive 2011/65/EU of 8 June 2011) on restriction of lead, mercury, cadmium, hexavalent chromium or flame retardants -PBB&PBDE or phthalates-DEHP, BBP, DBP, DIBP.
REACH compliance	Products of this range are designed in conformity with the requirements of the REACH 1907/2006 regulation and its latest updates.
Battery Directive compliance	The battery within this product range are designed in conformity with the requirements of the Battery and Accumulator Directive (European Directive 2006/66/EC of 26 September 2006).

Details of ROHS and REACH substances information are available on the Schneider-Electric website
<https://www.se.com>

 Additional environmental information			
End Of Life	Recyclability potential:	52%	The recyclability rate was calculated from the recycling rates of each material making up the product based on REEECYLAB tool developed by Ecosystem, for components/materials not covered by the tool, data from the EIME database and the related PSR was taken. If no data was found a conservative assumption was used (0% recyclability).

Environmental impacts

Reference service life time	10 years		
Product category	Combinations of functions		
Life cycle of the product	The manufacturing, the distribution, the installation, the use and the end of life were taken into consideration in this study		
Electricity consumption	The electricity consumed during manufacturing processes is considered for each part of the product individually, the final assembly generates a negligible consumption		
Installation elements	This product does not require any installation operations.		
Use scenario	The product is in the mode 100% of the time with a power use 94.92W at 50% load, for 10 years.		
Time representativeness	The collected data are representative of the year 2025		
Technological representativeness	The Modules of Technologies such as material production, manufacturing processes and transport technology used in the PEP analysis (LCA EIME in the case) are Similar and representative of the actual type of technologies used to make the product.		
Geographical representativeness	Final assembly site	Use phase	
	China	China	
Energy model used	[A1 - A3]	[A5]	[B6]
	Electricity Mix; Low voltage; 2020; China, CN	No energy used	Electricity Mix; Low voltage; 2020; China, CN
			[C1 - C4]
			Global, European and French datasets are used.

Detailed results of the optional indicators mentioned in PCRd4 are available in the LCA report and on demand in a digital format - Country Customer Care Center - <http://www.se.com/contact>
 The calculation result is scientific counting method. For example, 1.37E+06=1.37*10^6=1370000, 1.64E-04=1.64*10^(-4)=0.000164

Mandatory Indicators		SEP6 PDU,SMBO,0U,63A,400V,(12+12)GB1002,L - SEP6661							
Impact indicators	Unit	Total (without Module D)	[A1 - A3] - Manufacturing	[A4] - Distribution	[A5] - Installation	[B1 - B7] - Use	[C1 - C4] - End of life	[D] - Benefits and loads	
Contribution to climate change	kg CO2 eq	7.07E+03	1.19E+02	6.41E+01	0*	6.87E+03	1.96E+01	-1.73E+01	
Contribution to climate change-fossil	kg CO2 eq	7.06E+03	1.17E+02	6.41E+01	0*	6.86E+03	1.96E+01	-1.69E+01	
Contribution to climate change-biogenic	kg CO2 eq	7.72E+00	1.52E+00	0*	1.60E-01	6.01E+00	2.84E-02	-3.62E-01	
Contribution to climate change-land use and land use change	kg CO2 eq	8.40E-04	8.37E-04	0*	0*	0*	2.50E-06	0.00E+00	
Contribution to ozone depletion	kg CFC-11 eq	1.12E-04	1.57E-05	5.64E-05	0*	3.97E-05	3.43E-07	-4.76E-06	
Contribution to acidification	mol H+ eq	5.33E+01	1.13E+00	2.64E-01	0*	5.18E+01	5.07E-02	-3.50E-01	
Contribution to eutrophication, freshwater	kg P eq	2.38E-03	5.69E-04	7.48E-06	4.43E-07	1.75E-03	4.70E-05	-4.16E-05	
Contribution to eutrophication, marine	kg N eq	5.76E+00	9.65E-02	1.20E-01	5.82E-04	5.54E+00	1.15E-02	-1.16E-02	
Contribution to eutrophication, terrestrial	mol N eq	6.60E+01	1.06E+00	1.30E+00	0*	6.35E+01	1.29E-01	-1.32E-01	
Contribution to photochemical ozone formation - human health	kg COVNM eq	1.93E+01	3.55E-01	4.34E-01	0*	1.85E+01	3.44E-02	-6.26E-02	
Contribution to resource use, minerals and metals	kg Sb eq	5.44E-02	5.37E-02	0*	0*	6.96E-04	0*	-5.19E-03	
Contribution to resource use, fossils	MJ	1.16E+05	1.97E+03	7.95E+02	0*	1.13E+05	1.41E+02	-2.79E+02	
Contribution to water use	m3 eq	4.67E+02	6.28E+01	3.24E+00	2.35E-01	3.98E+02	1.95E+00	-1.94E+01	

Inventory flows Indicators		SEP6 PDU,SMBO,0U,63A,400V,(12+12)GB1002,L - SEP6661						
Inventory flows	Unit	Total (without Module D)	[A1 - A3] - Manufacturing	[A4] - Distribution	[A5] - Installation	[B1 - B7] - Use	[C1 - C4] - End of life	[D] - Benefits and loads
Contribution to renewable primary energy used as energy	MJ	1.20E+04	9.41E+01	0*	0*	1.19E+04	7.17E+00	-8.65E+00
Contribution to renewable primary energy used as raw material	MJ	4.87E+01	4.87E+01	0*	0*	0*	0*	0.00E+00
Contribution to total renewable primary energy	MJ	1.21E+04	1.43E+02	0*	0*	1.19E+04	7.17E+00	-8.65E+00
Contribution to non renewable primary energy used as energy	MJ	1.16E+05	1.85E+03	7.95E+02	0*	1.13E+05	1.41E+02	-2.79E+02
Contribution to non renewable primary energy used as raw material	MJ	1.16E+02	1.16E+02	0*	0*	0*	0*	0.00E+00
Contribution to total non renewable primary energy	MJ	1.16E+05	1.97E+03	7.95E+02	0*	1.13E+05	1.41E+02	-2.79E+02
Contribution to use of secondary material	kg	3.30E-03	3.30E-03	0*	0*	0*	0*	0.00E+00
Contribution to use of renewable secondary fuels	MJ	0.00E+00	0*	0*	0*	0*	0*	0.00E+00
Contribution to use of non renewable secondary fuels	MJ	0.00E+00	0*	0*	0*	0*	0*	0.00E+00
Contribution to net use of fresh water	m³	1.09E+01	1.46E+00	7.55E-02	5.48E-03	9.28E+00	5.35E-02	-4.52E-01
Contribution to hazardous waste disposed	kg	7.86E+02	5.70E+02	0*	0*	2.14E+02	2.40E+00	-3.95E+02
Contribution to non hazardous waste disposed	kg	1.43E+03	1.39E+02	0*	2.44E+00	1.28E+03	1.00E+01	-6.46E+00
Contribution to radioactive waste disposed	kg	1.18E-01	5.22E-02	1.27E-02	0*	5.18E-02	1.11E-03	-3.18E-03
Contribution to components for reuse	kg	0.00E+00	0*	0*	0*	0*	0*	0.00E+00
Contribution to materials for recycling	kg	5.45E+00	5.14E-01	0*	0*	0*	4.94E+00	0.00E+00
Contribution to materials for energy recovery	kg	0.00E+00	0*	0*	0*	0*	0*	0.00E+00
Contribution to exported energy	MJ	3.24E-01	2.80E-01	0*	0*	0*	4.40E-02	0.00E+00

* represents less than 0.01% of the total life cycle of the reference flow

Contribution to biogenic carbon content of the product kg of C 0.00E+00

Contribution to biogenic carbon content of the associated packaging kg of C 6.95E-01

* The calculation of the biogenic carbon is based on the Ademe for the Cardboard (28%), EN16485 for Wood (39,52%), and APESA/RECORD for Paper (37,8%)

Mandatory Indicators		SEP6 PDU,SMBO,0U,63A,400V,(12+12)GB1002,L - SEP6661							
Impact indicators	Unit	[B1 - B7] - Use	[B1]	[B2]	[B3]	[B4]	[B5]	[B6]	[B7]
Contribution to climate change	kg CO2 eq	6.87E+03	0*	0*	0*	0*	0*	6.87E+03	0*
Contribution to climate change-fossil	kg CO2 eq	6.86E+03	0*	0*	0*	0*	0*	6.86E+03	0*
Contribution to climate change-biogenic	kg CO2 eq	6.01E+00	0*	0*	0*	0*	0*	6.01E+00	0*
Contribution to climate change-land use and land use change	kg CO2 eq	0*	0*	0*	0*	0*	0*	0*	0*
Contribution to ozone depletion	kg CFC-11 eq	3.97E-05	0*	0*	0*	0*	0*	3.97E-05	0*
Contribution to acidification	mol H+ eq	5.18E+01	0*	0*	0*	0*	0*	5.18E+01	0*
Contribution to eutrophication, freshwater	kg P eq	1.75E-03	0*	0*	0*	0*	0*	1.75E-03	0*
Contribution to eutrophication marine	kg N eq	5.54E+00	0*	0*	0*	0*	0*	5.54E+00	0*
Contribution to eutrophication, terrestrial	mol N eq	6.35E+01	0*	0*	0*	0*	0*	6.35E+01	0*
Contribution to photochemical ozone formation - human health	kg COVNM eq	1.85E+01	0*	0*	0*	0*	0*	1.85E+01	0*
Contribution to resource use, minerals and metals	kg Sb eq	6.96E-04	0*	0*	0*	0*	0*	6.96E-04	0*
Contribution to resource use, fossils	MJ	1.13E+05	0*	0*	0*	0*	0*	1.13E+05	0*
Contribution to water use	m3 eq	3.98E+02	0*	0*	0*	0*	0*	3.98E+02	0*

Inventory flows Indicators		SEP6 PDU,SMBO,0U,63A,400V,(12+12)GB1002,L - SEP6661							
Inventory flows	Unit	[B1 - B7] - Use	[B1]	[B2]	[B3]	[B4]	[B5]	[B6]	[B7]
Contribution to use of renewable primary energy excluding renewable primary energy used as raw material	MJ	1.19E+04	0*	0*	0*	0*	0*	1.19E+04	0*
Contribution to use of renewable primary energy resources used as raw material	MJ	0*	0*	0*	0*	0*	0*	0*	0*
Contribution to total use of renewable primary energy resources	MJ	1.19E+04	0*	0*	0*	0*	0*	1.19E+04	0*
Contribution to use of non renewable primary energy excluding non renewable primary energy used as raw material	MJ	1.13E+05	0*	0*	0*	0*	0*	1.13E+05	0*
Contribution to use of non renewable primary energy resources used as raw material	MJ	0*	0*	0*	0*	0*	0*	0*	0*
Contribution to total use of non-renewable primary energy resources	MJ	1.13E+05	0*	0*	0*	0*	0*	1.13E+05	0*
Contribution to use of secondary material	kg	0*	0*	0*	0*	0*	0*	0*	0*
Contribution to use of renewable secondary fuels	MJ	0*	0*	0*	0*	0*	0*	0*	0*
Contribution to use of non renewable secondary fuels	MJ	0*	0*	0*	0*	0*	0*	0*	0*
Contribution to net use of freshwater	m³	9.28E+00	0*	0*	0*	0*	0*	9.28E+00	0*
Contribution to hazardous waste disposed	kg	2.14E+02	0*	0*	0*	0*	0*	2.14E+02	0*
Contribution to non hazardous waste disposed	kg	1.28E+03	0*	0*	0*	0*	0*	1.28E+03	0*
Contribution to radioactive waste disposed	kg	5.18E-02	0*	0*	0*	0*	0*	5.18E-02	0*
Contribution to components for reuse	kg	0*	0*	0*	0*	0*	0*	0*	0*
Contribution to materials for recycling	kg	0*	0*	0*	0*	0*	0*	0*	0*
Contribution to materials for energy recovery	kg	0*	0*	0*	0*	0*	0*	0*	0*
Contribution to exported energy	MJ	0*	0*	0*	0*	0*	0*	0*	0*

* represents less than 0.01% of the total life cycle of the reference flow

Life cycle assessment performed with EIME version v6.2.4, database version 2025-04 in compliance with ISO14044, EF3.1 method is applied, for biogenic carbon storage, assessment methodology -1/1 is used

According to this environmental analysis, proportionality rules may be used to evaluate the impacts of other products of this range, ratios to apply can be provided upon request

Please note that the values given above are only valid within the context specified and cannot be used directly to draw up the environmental assessment of an installation.

Registration number :	ENVPEP2412035_V2	Drafting rules	PEP-PCR-ed4-2021 09 06
Date of issue	07-2025	Supplemented by	PSR-0005-ed3.1-EN-2023 12 08
		Information and reference documents	www.pep-ecopassport.org
		Validity period	5 years
Independent verification of the declaration and data, in compliance with ISO 14021 : 2016			
Internal <input checked="" type="checkbox"/> External			
The PCR review was conducted by a panel of experts chaired by Julie Orgelet (DDemain)			
PEPs are compliant with XP C08-100-1:2016 and EN 50693:2019 or NF E38-500 :2022			
The components of the present PEP may not be compared with components from any other program.			
Document complies with ISO 14021:2016 "Environmental labels and declarations. Type II environmental declarations"			

Schneider Electric Industries SAS
 Country Customer Care Center
<http://www.se.com/contact>
 Head Office
 35, rue Joseph Monier
 CS 30323
 F- 92500 Rueil Malmaison Cedex
 RCS Nanterre 954 503 439
 Capital social 928 298 512 €

www.se.com

ENVPEP2412035_V2

Published by Schneider Electric

©2024 - Schneider Electric – All rights reserved

07/2025