

# SmallRig



■ (Gray / 灰色)    ■ (Black / 黑色)    ■ (Orange / 橙色)

## **FilMov Bumper Phone Case**

for iPhone 17 Pro / Pro Max

### **FilMov 影像镂空手机壳**

(适用于 iPhone 17 Pro / Pro Max)

- Thank you for purchasing SmallRig's product.  
感谢您购买 SmallRig 产品。
- Please read this Use Manual carefully.  
使用本产品之前，请仔细阅读用户手册。
- Please follow the safety warnings.  
请注意所有警告提示并遵循使用用户手册的所有指令。

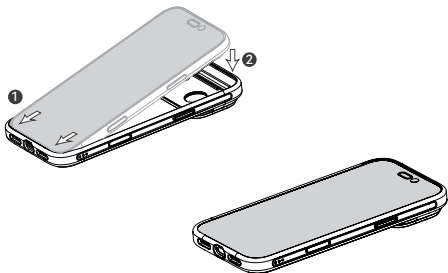
## In the Box | 包装清单

- 5790:** FilMov Photography Bumper Phone Case for iPhone 17 Pro (Black)  
FilMov 影像镂空手机壳 (适用于 iPhone 17 Pro)(黑色)
- 5791:** FilMov Photography Bumper Phone Case for iPhone 17 Pro (Gray)  
FilMov 影像镂空手机壳 (适用于 iPhone 17 Pro)(灰色)
- 5792:** FilMov Photography Bumper Phone Case for iPhone 17 Pro (Orange)  
FilMov 影像镂空手机壳 (适用于 iPhone 17 Pro)(橙色)
- 5793:** FilMov Photography Bumper Phone Case for iPhone 17 Pro Max (Black)  
FilMov 影像镂空手机壳 (适用于 iPhone 17 Pro Max)(黑色)
- 5794:** FilMov Photography Bumper Phone Case for iPhone 17 Pro Max (Gray)  
FilMov 影像镂空手机壳 (适用于 iPhone 17 Pro Max)(灰色)
- 5795:** FilMov Photography Bumper Phone Case for iPhone 17 Pro Max (Orange)  
FilMov 影像镂空手机壳 (适用于 iPhone 17 Pro Max)(橙色)

Bumper Phone Case	× 1	67mm attachable filter adapter	× 1
镂空手机壳		67mm 吸附式滤镜转接环	
T-Mount Lens Backplate	× 1	Use Manual	× 1
T卡口镜头背板		用户手册	

## Phone Case Installation and Removal | 手机安装与拆卸

1. Insert the phone into the case, ensuring the sides and corners fit snugly.  
将手机装入手机壳，确保侧边和四角都紧密贴合。



## Installing or Replacing the Lens / Filter Backplate

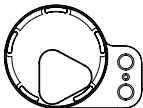
### 使用或更换镜头背板

1. The product comes standard with a T-mount lens backplate and a 67mm attachable filter adapter.

产品标配T卡口镜头背板和67mm 吸附式滤镜转接环。



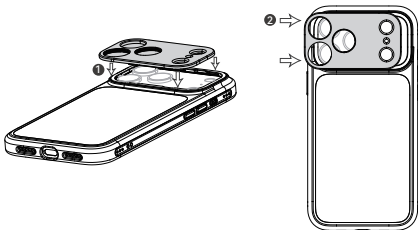
T-Mount Lens Backplate  
T卡口镜头背板



67mm Attachable Filter Adapter  
67mm 吸附式滤镜转接环

2. To attach the lens backplate: Align the backplate with the slot, press firmly, then slide it rightward until it locks into place.

滑入镜头背板时，请先将背板对准卡槽位置，贴紧后向右滑至锁定位。



### Notice | 注意事项

1. Refrain from exposing the phone to intense impacts or shaking while using external lenses.

在使用外接镜头时，请勿剧烈晃动或撞击手机。

2. For optimal gimbal performance when using stabilizers and filters:

① Use a clamp-mount stabilizer for secure phone attachment.

② Install only one filter on your phone case - stacking multiple filters creates uneven weight distribution, causing gimbal imbalance and operational failure.

在使用稳定器和滤镜创作时，为确保手机云台的稳定运行：

① 推荐使用夹持结构的稳定器；

② 手机壳上仅可安装单片滤镜，叠加多层滤镜会单边过重，将导致云台配平失败，无法正常工作。


## Specifications | 产品参数

**5790 | 5791 | 5792:** (适用于 iPhone 17 Pro / for iPhone 17 Pro)

Product Dimensions 产品尺寸	6.0 × 3.0 × 0.5in 154.1 × 76.9 × 14.2mm
Product Weight 产品重量	1.7 ± 0.2oz 47.0 ± 5.0g
Material(s) 主要材质	Aluminum Alloy, TPU TPU, 铝合金

**5793 | 5794 | 5795:** (适用于 iPhone 17 Pro Max / for iPhone 17 Pro Max)

Product Dimensions 产品尺寸	6.6 × 3.2 × 0.6in 167.5 × 83.0 × 14.7mm
Product Weight 产品重量	1.8 ± 0.2oz 50.1 ± 5.0g
Material(s) 主要材质	Aluminum Alloy, TPU TPU, 铝合金

 Specifications subject to change without prior notice. Please refer to the physical product for the most up-to-date information.  
技术参数如有改动，以实物为准，恕不另行通知。

## Service & Warranty

Please keep your original receipt and guarantee card. Be sure the dealer has written on it the date of purchase and SN of the product. These are required for warranty service.

### After-sale Warranty Terms

SmallRig products are entitled to warranty services as of the date of payment.

- Electronic products (except V mount battery): 1-year warranty.
- V mount battery: 2-year warranty.
- Non-electronic products: 2-year warranty.

Note: In case of any conflict between our warranty period policy and applicable laws and regulations of the country / region where the products are sold, the latter shall prevail.

### This Warranty Does Not Cover

1. If users fail to adhere to the "Operating Instruction" or any "Warnings" stated in the user manual, resulting in a quality failure, it falls outside the scope of warranty coverage.
2. The product identification or SN label is removed or defaced in any way.
3. Product damage caused by problems not attributable to the quality of the products such as improper use of the products.
4. Product damage caused by unauthorized modification, disassembly, repair and other acts.
5. Product damage caused by fires, floods, lightning and other force majeure factors.

### Warranty Mode

- For the products within the scope of warranty, SmallRig will repair or replace them on the basis of specific failures; the repaired / replaced products / parts are entitled to the remaining part of the original warranty period.

### Contact Information

- You're advised to contact the online customer service personnel of corresponding shopping platform and submit a repair service application.
  - You may also apply for repair service through SmallRig's service email.
- Service Email: [support@smallrig.com](mailto:support@smallrig.com)

## Guarantee Card

ID No.	
Item Name	
Purchase Date	
User Name	
Mobile	
Address	
Receipt	

## 保修条款

请保留您的原始购买单据及保修卡,同时包含您的购买日期、产品序列号等,这些资料质保服务时均需要提供。

## 售后质保条款

SmallRig产品自下单付款之日起享有质保服务。

- 电子产品 (除V口电池): 1年质保。
- V口电池: 2年质保。
- 非电子产品: 2年质保。

注:若销售地国家或地区的适用法律法规有冲突的,以销售地国家或地区有关质保期的法律法规为准。

## 质保无效说明

1. 当用户违反操作指引或用户手册中“重要提示”任何一条导致的质量失效,不在质保范围内。
2. 产品序列号标识已经被撕毁或无法辨识,不在质保范围。
3. 产品使用不当等非产品本身质量问题,而造成的产品损坏,不在质保范围。
4. 非官方指导的私自改装、拆解、维修等行为而造成的损坏,不在质保范围。
5. 因火灾、水灾、雷击等不可抗力造成的产品损坏,不在质保范围。

## 维修方式

- 属于质保范围的,SmallRig根据产品具体的故障对产品进行维修或更换;维修后的产品/部件享受原有保修期的剩余时长。

## 联系方式

- 建议您优先进往相应购买平台联系在线客服,提出产品维修申请。
- 您也可以通过 SmallRig 服务邮箱申请维修服务。

服务邮箱:support@smallrig.com

## 保修卡

ID 编号	
产品名称	
购买日期	
用户姓名	
用户电话	
用户地址	
购买单据	





WE ARE HERE FOR YOU  
服务与支持



ETICHETTATURA AMBIENTALE  
ENVIRONMENTAL LABELING