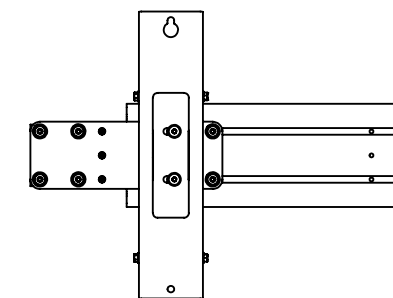
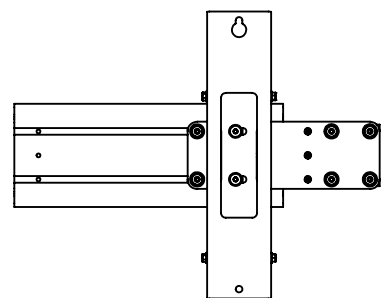
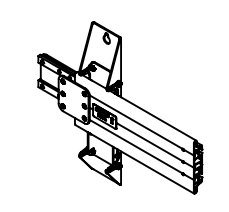
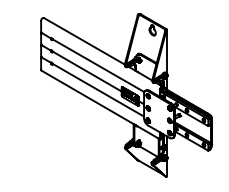
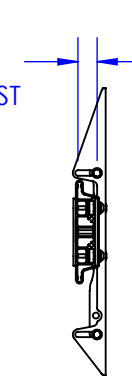


1.0 [25.4]
DEPTH ADJUST



- NOTES:
- (*) THE INTERFACES MAY NEED TO BE REVERSED DEPENDING ON THE POSITION OF THE TEMPO UPRIGHTS
 - INTERFACES CAN BE SLID LEFT OR RIGHT

THE INFORMATION AND DESIGNS CONTAINED IN THIS DRAWING ARE CONFIDENTIAL AND THE PROPRIETARY PROPERTY OF LEGRAND | AV. NEITHER THIS DESIGN NOR ANY INFORMATION CONTAINED IN THIS DRAWING MAY BE REPRODUCED OR DISCLOSED TO OTHERS WITHOUT THE EXPRESS WRITTEN CONSENT OF LEGRAND | AV.

CAD GENERATED DRAWING, DO NOT MANUALLY UPDATE.				6436 CITY WEST PKWY EDEN PRAIRIE MN, 55344 PHONE: 866-977-3901 FAX: 877-894-6918	
DRAWN BY	JF	4/4/2025	DESCRIPTION		
ENG APPROVAL			TEMPO™ FLOOR SUPPORT 21:9 KIT		
MFG APPROVAL			MODEL NO.		
QA APPROVAL			TFSA1X		
SHEET 1 OF 1		SCALE	SIZE	DWG. NO.	REV.
		1:10	B	TECH-001350	00