

## PRIVACY FILTERS MAGNETICS

2  
YEARS  
WARRANTY

MOBILIS<sup>®</sup> privacy filters use a microshutter technology which allows only the person in front of the screen to view the displayed data.

This essential protection allows you to work in total security whether in public spaces, trains, planes...or even at the office !



### MAGNETIC PRIVACY FILTER FOR LAPTOP SCREEN

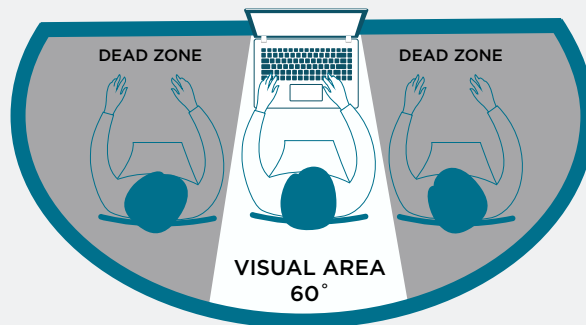


**Effectively protects your onscreen data from prying eyes :** only the person in front of the screen can view the displayed data (side protection)

**Repositionable :** the filter can be positioned on the screen and removed easily (storage pouch provided).

**Antireflective coating**

**Blue light filter**



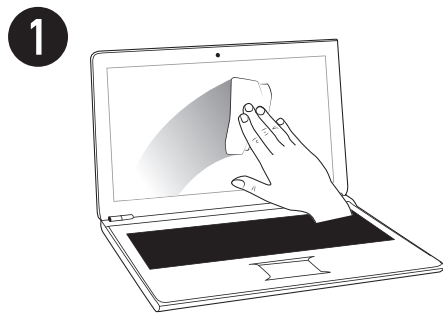
# PRIVACY FILTERS MAGNETICS

## MAGNETIC PRIVACY FILTER FOR LAPTOP SCREEN

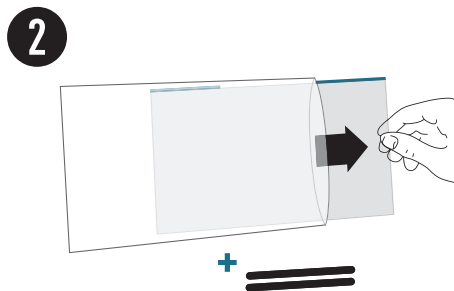
### REFERENCES

Ref	Product	EAN code	PCB
016449	Magnetic Privacy Filter 16" W (16:10) Dim : 351x225mm	3700992536323	50
016426	Magnetic Privacy Filter 13.3" (16:09) Dim : 300x176mm	3700992531731	50
016427	Magnetic Privacy Filter 14" (16:09) Dim : 316x184mm	3700992531748	50
016433	Magnetic Privacy Filter 15.6" (16:09) Dim : 351x204mm	3700992532028	50
016434	Magnetic Privacy Filter 14.1" (16:10) Dim : 309x198mm	3700992532295	50
016435	Magnetic Privacy Filter 13.3" (16:10) Dim : 293x190mm	3700992532547	50

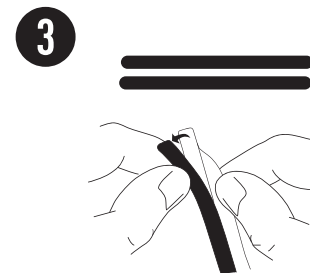
### INSTRUCTION FOR USE




Clean your computer screen



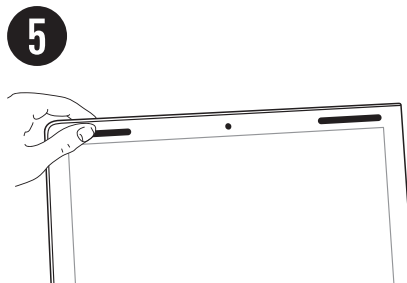
Remove the privacy filter and the 2 magnetic strips\*.



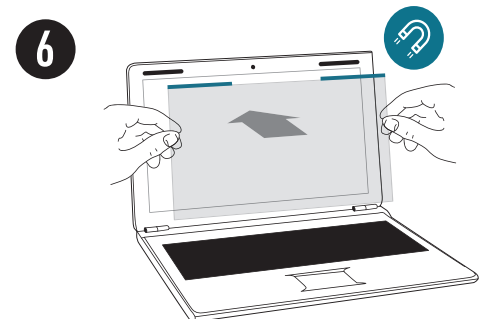
Separate the 2 magnetic strips and remove the protective film.




Stick the 2 strips on the laptop as shown in the image.



Press the metal strips to sticks on the laptop.




Apply the magnetic privacy filter on the laptop.



#### REMOVABLE SOLUTION:

You can use at any moment your device without the privacy screen by putting it back into the transparent sleeve.

Do not exert excessive force or use an abrasive cloth when cleaning the surface of the privacy screen.  
Do not bend the privacy screen.



Installation video

\* 2 additional strips if required.

[www.mobiliscase.com](http://www.mobiliscase.com)



@Mobiliscase

@MOBILIS

**MOBILIS**<sup>®</sup>  
CARE & CARRY

MOBILIS™, the MOBILIS™ logos (MOBILIS™ logo, MOBILIS™ Care & Carry logo and M logo), and any other distinctive sign appearing in this document are exploited or registered trademarks of the MOBILIS DEVELOPMENT company. All logos are also protected by copyright. Photos are not contractual.