

# DREAME



## D20 Pro Plus

Auto-Empty Robot Vacuum and Mop





# Dreame D20 Pro Plus

## Auto-Empty Robot Vacuum and Mop


D20 Pro Plus boasts 13,000Pa suction power and an extendable side brush, making it effective for dirt removal across surfaces. Its innovative HyperStream™ detangling DuoBrush simplifies hair cleanup, while the spacious 5L dust bag offers you 150 days of hands-off dust collection. Plus, 3D structured light and smart Pathfinder™ technology provide efficient navigation and obstacle avoidance.

### Key Features



#### Dirt Doesn't Stand a Chance

Enjoy 13,000Pa\* Vormax™ suction for effortless hair and dirt removal across surfaces. Tailor your cleaning routine with five adjustable suction levels for optimal performance.



#### Clean Right to the Edge

By utilizing its smart edge sensor to detect tight corners and walls, this robot vacuum extends its side brush to ensure 100%\* corner coverage.



#### 100% Hair Detangling\*

Made with 2 different brushes, airstreamed and ingeniously structured, the HyperStream™ detangling DuoBrush easily lifts debris from carpets and hard floor gaps, sucking up each hair strand to prevent tangles.



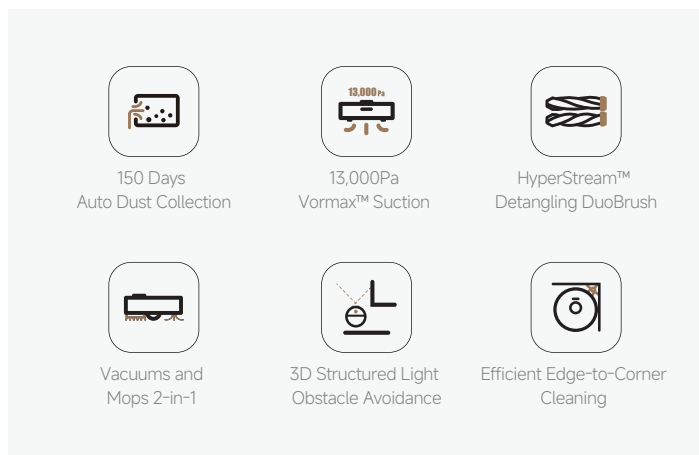
#### 150 Days of Hands-Free Dust Collection

Enjoy hassle-free cleaning with our set-and-forget dust collection system, paired with a spacious 5L dust bag that enables up to 150 days\* of continuous use without frequent emptying.

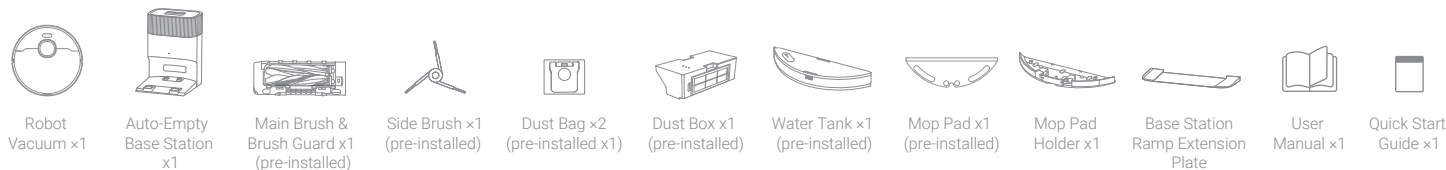
### Specifications

Robot Vacuum Dimensions	350 x 350 x 96.9mm
Base Station Dimensions	440 x 298 x 452mm
Robot Vacuum Weight	3.58kg
Base Station Weight	3.91kg
Maximum Suction	13,000Pa
Extending Side Brush	✓
Main Brush Type	HyperStream™ Detangling DuoBrush
Mop Type	Detachable Mop Pad
Water Tank Capacity	350ml
Dust Box Capacity	500ml
Dust Bag Capacity	5L
Obstacle Avoidance	Single-Laser 3D Structured Light
Threshold Crossing	20mm
Third-Party Voice Control	✓
Battery Capacity	5,200mAh

### Features



### What's in the Box



\*The illustrations in this material are for reference only. Product dimensions may vary by up to 2mm and the weight may also vary slightly. Please refer to the actual product.

\*13,000Pa: Based on our in-house lab data. Actual performance may vary.

\*100% corner coverage: Based on our in-house lab data. Actual performance may vary.

\*100% hair detangling: Based on our in-house lab data. Actual performance may vary.

\*150 days: Based on a calculation derived from environment testing in our in-house lab. Actual performance may vary.