

msi

PRO AP162T ADL

Business & Productivity All-in-One PC

Infokit v1.0



THE LEAP TO
SINGULARITY

PRO AP162 Series

Business & Productivity
All-in-One PC



PRO AP162T ADL

Business & Productivity All-in-One PC

msi

Tailored for
Professional Users

Reliable Choice
for
POS Terminal

Efficiency
Optimized
for Business Thrive

Design with
Convenient
Versatility



Tailored for Professional Users

msi

The PRO AP162T ADL is the ultimate computing solution for professionals who demand optimal efficiency. With its compact design and powerful features, this All-in-One PC is guaranteed to give a competitive edge in professional work.

Don't settle for less - upgrade to the PRO AP162T ADL today and experience true productivity.



PRO AP162T ADL

msi



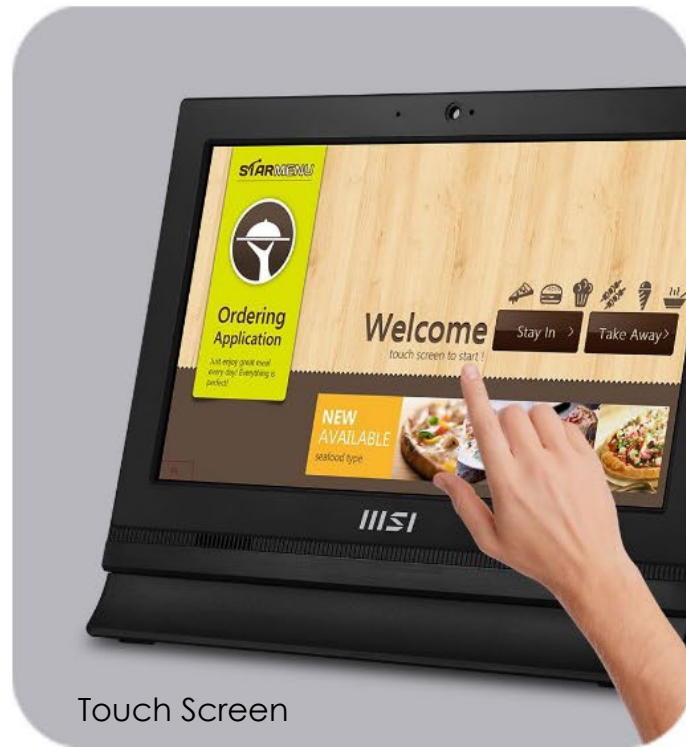
Fold-out Stand
Angled at 107.8°



15.6 inch IPS with
Full HD (1920 x 1080) Resolution



VESA
Mountable



Touch Screen

Reliable Choice for POS Terminal

msi



PRO AP162T ADL is designed as a Point of Sale (POS) terminal for commercial use.

It offers a stable and efficient platform for businesses and comes equipped with features tailored for POS setups.

Reliable Choice for POS Terminal

msi

PRO AP162T ADL has 2x COM and 6 x USB ports for easy connection to commercial POS devices such as barcode scanners, credit card reader, and receipt printers, etc.

Barcode Scanner



Credit Card Reader



Receipt Printer



Barcode Hand Terminal



Printer Port (Paralle Port)

msi

PRO AP162T ADL has a built-in parallel printer port for direct printing and editing of documents, reducing the risk of data leakage when using public printer devices.

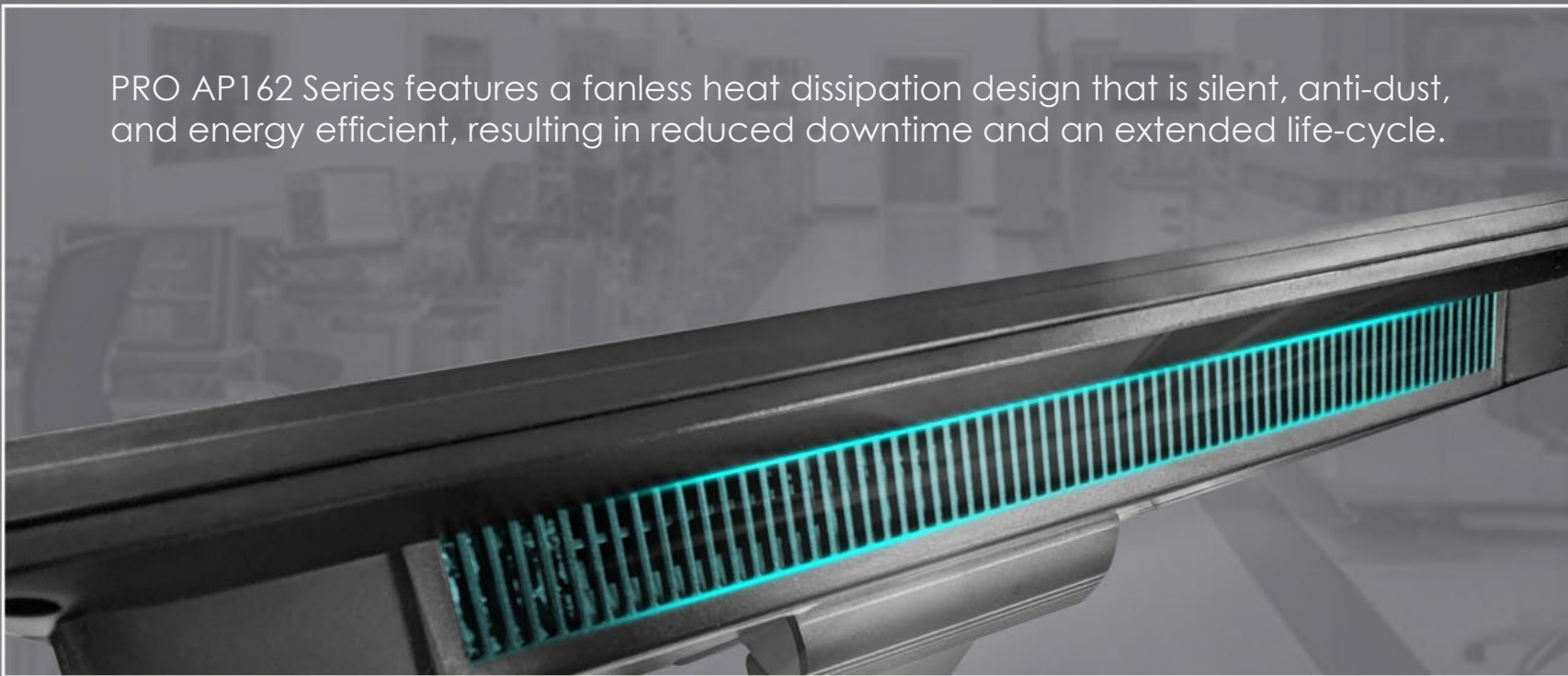


Fanless Design

msi

Silent, Anti-dust, and Energy Efficient


PRO AP162 Series features a fanless heat dissipation design that is silent, anti-dust, and energy efficient, resulting in reduced downtime and an extended life-cycle.




dTPM 2.0 Support



dTPM 2.0 technology provides hardware-based security functions. Sensitive data and passwords can be stored with encryption for advanced protection.



Dual LAN Design



Dual LAN



With the Dual LAN Design, the PRO AP162T ADL will always be your backup and support the Internet/Intranet dual network environments, which can enhance security by turning the LAN connection on or off.

With this flexible design, users have the option to turn off the internet for LAN1 from the BIOS settings, while enabling the intranet for LAN2. This feature makes it more difficult for attackers to access critical data and systems.

Efficiency Optimized for Business Thrive

msi

PRO AP162T ADL enables faster performance, smooth order transactions, and quick inventory lookups.

NVME PCIE M.2 SSD

During the workday, time is of the essence. Optimize the system with an NVME PCI-E M.2 SSD to quickly load POS software, run reports, and perform inventory lookups.



**PCI-E Gen.3
SSD**

USB 3.2 Gen 2 Type A Port

msi



USB 3.2 TYPE-A
GEN 2

USB 3.2 Gen 2 Type-A ports provide 5x faster transfer rates (up to 10Gbps) than USB 2.0. This enables quicker printing of receipts and invoices, faster downloading of transaction logs and copying of data to external storage.

Design with Convenient Versatility

Make system maintenance easier and increase productivity with convenient designs.

Built-in HDD Caddy

msi

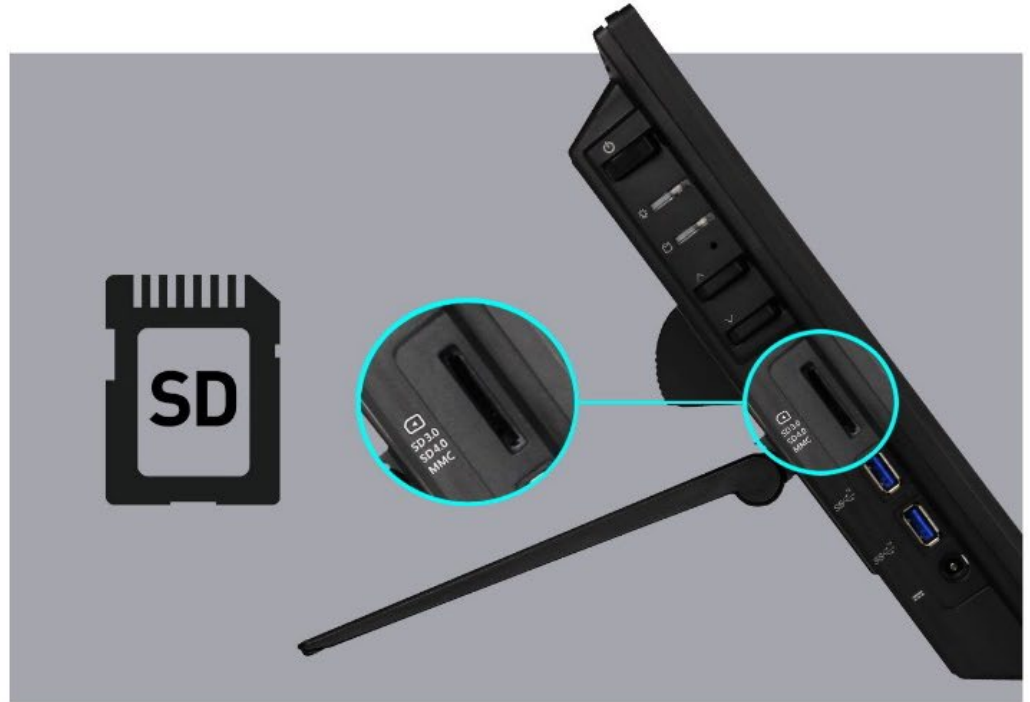


The HDD Caddy design is specifically engineered for effortless system maintenance and quick hard drive swapping by staff.



Built-in Card Reader

The PRO AP162T ADL has a built-in card reader, allowing for easy file transfers via SD card.



See More, Do More

msi

PRO ADL AP162T boasts a VGA output for dual-screen display, providing superior customer service and maximizing productivity across various settings.



VESA Mountable Design

The PRO AP162T can be conveniently mounted on any surface that supports VESA. It can be utilized as a display for public service, providing an intuitive and professional experience.



MSI Cloud Center



Fast, secure & wireless backup
between PC, Android & iOS
Devices

More information, please visit:

<https://www.msi.com/Landing/MSI-Cloud-Center>

MSI Cloud Center



Design with Green

msi



Thank you for saving the planet with us

MSI is committed to mitigating the environmental impacts of its business activities through green production and supply chain management.

The PRO AP162 series meets various energy requirements, such as CE/CB, ENERGY STAR, ROHS, FCC, UL, etc., to reduce energy consumption, improve efficiency, and protect our only planet.



PRO AP162 T ADL I/O Port



- 1. 1 x Card Reader
- 2. 2 x USB 3.2 Gen 2 Type A
- 3. 1 x Line-out/Microphone-in
- 4. 4 x USB 2.0 Type A
- 5. 2 x RJ-45 LAN

- 6. 1 x VGA Port
- 7. 2 x Serial Port (COM Port)
- 8. 1 x Parallel Port (Printer Port)
- 9. 1 x 2.5" HDD Caddy

CPU	Intel® N200 Intel® N100
OS	Windows 11 Home - MSI recommends Windows 11 Pro for business
CHIPSET	Intel® SoC
STORAGE	1x M.2 SSD (PCIe) 1x 2.5" HDD with HDD Caddy
GRAPHICS	Intel® UHD Graphics
MEMORY	1x DDR4 3200MHz SO-DIMMs, up to 16GB
PANEL RESOLUTION	15.6" IPS Grade Panel LED Backlight (1920 x 1080 FHD)
TOUCH PANEL	Resistive Single Touch (PRO AP162T ADL) Non-touch (PRO AP162 ADL)
AUDIO SPEAKER	2x 2.5W Speakers
I/O	Side: 1 x Card Reader 2 x USB 3.2 Gen 2 Type A
	Rear: 1 x Line-out/Microphone-in 4 x USB 2.0 Type A 2 x RJ-45 LAN 1 x VGA Port 2 x Serial Port (COM Port) 1 x Parallel Port (Printer Port)
AUDIO	Realtek ALC256
LAN	2x Realtek RTL8111H
WIRELESS LAN	Intel® Wi-Fi 6E AX211
BLUETOOTH	Intel® Wi-Fi AC 9462 (either one)
WEBCAM	5.3 (AX211) / 5.1 (AC 9462)
KEYBOARD / MOUSE	Built-in HD Webcam
AC ADAPTER	Optional
AC ADAPTER	65W
AIO WALL MOUNT KIT III	VESA standard (STD 100*100mm) (Optional)
MANAGEMENT UTILITY	MSI Center: Hardware Monitoring, Free Up Memory, Clean Up Disk, MSI Recovery, F3 Recovery, Devices Speed Up, Smart Priority, Smart Image Finder, Live Update, Microsoft App Update, System Info, Troubleshooting, Contact Us, MSI Forum & Channel, Power Meter
	MSI Display Kit: Split Window, Display Setting (Orientation, resolution, refresh rate, size of text and app), Display Color Setting (Customizable Link App: Eye Saver Mode, Personal setting, Standard, Gaming, FPS, RTS/RPG, Cinema), Connect to wireless display, On-screen keyboard, Mouse Sensitivity, Power setting, Magnifier (Zoom in / Zoom out), Project way setting (internal/ Clone/ Extend/ External)
SECURITY UTILITY & DEVICE	MSI Center: System Diagnosis
NET WEIGHT	3.94 kg (8.69 lbs)
GROSS WEIGHT	5.78 kg (12.74 lbs)
CERTIFICATES	FCC, CB/CE, UL & CUL, VCCI, RCM

PRO AP162T ADL Specification

msi





msi

Model	MSI PRO AP162T ADL	ASUS ExpertCenter E1 AiO (E1600)	ASUS V161GA
CPU	Intel® Alder Lake-N Platform N100 / N200	Intel® Jasper Lake Platform Celeron® Processor N4500	Intel® Gemini Lake Platform Celeron® Processor N4000
GPU	Intel® UHD Graphics	Intel® UHD Graphics	Intel® UHD Graphics 600
Memory	DDR4 SO-DIMM 2666MHz 1 slots	DDR4 SO-DIMM 2400MHz 2 slots	DDR4 SO-DIMM 2400MHz 1 slots
LCD Size/Type	15.6" IPS Grade Panel LED Backlight (1920 x 1080 FHD) / Anti-Glare Panel	15.6" LED Backlight (1366 x 768) TN / Glare Panel	15.6" LED Backlight (1366 x 768) Glare Panel
Touch	Single Touch	Multi-touch	Multi-touch (10 Fingers Touch)
Hard Drive	1 x 2.5" HDD / 1 x M.2 SSD (PCIe)	1 x M.2 SSD	1 x 2.5" HDD / 1 x M.2 SSD
ODD	With HDD Caddy (for 2.5" HDD)	DVD Writer 8x	No
I/O	1 x Card Reader 2 x USB 3.2 Gen 2 Type A 1 x Line-out/Microphone-in 4 x USB 2.0 Type A 2 x RJ-45 LAN 1 x VGA Port 2 x Serial Port (COM Port) 1 x Parallel Port (Printer Port)	1x 2-in-1 card reader SD / MMC 1x 3.5mm combo audio jack 4x USB 3.2 Gen 1 Type-A 2x COM port 1x Kensington lock 1x DC-in 1x RJ45 Gigabit Ethernet 1x HDMI out 1.4 1x USB 3.2 Gen 1 Type-C	4x 3.2 Gen1 Type A 1x RJ45 LAN 2x COM Port(Serial Port) 1x HDMI-Out 1x VGA(D-Sub)-Out 1x Card Reader 1x Headphone 1x Microphone
Webcam	1.0MP	1.0MP	1.0MP
KB & Mouse	USB Keyboard & Mouse	USB Keyboard & Mouse	Wireless or USB Keyboard & Mouse
OS	Windows 11	Windows 11	Windows 10 Home
Anti-Glare	Yes	Glare	Glare
Fanless Design	Yes	Yes	Yes
HDD Easy Maintenance	Yes, with HDD Caddy	No	No

Successful & Stylish B2B projects



Over the past years, MSI has successfully supported Countless of commercial projects, including government tenders, restaurant & hotel facilitation, shopping mall navigation projects, school & university developments and professional office projects.

Find more details about many of these projects on: <https://www.msi.com/pro-projects/global>





THE LEAP TO SINGULARITY

Official Partner

msi



AMG
MOTORSPORT



PCR
POST-CONSUMER RECYCLED

META
READY

