

NOTHING (R)

ear (open)

USER GUIDE

MODEL: B182

## WELCOME

### Bluetooth

Ensure Bluetooth is turned on.

### App

Get the most out of your Nothing device with the Nothing X app. Customise EQ and gesture control, update firmware, and more.

## PAIR

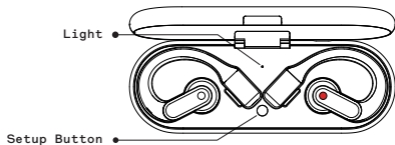
Use with your Android device (Google Fast Pair)

First time use or new device connection

Open the charging case with the buds inside, and place it near your Android device for on-screen setup.

### Connect to other devices

With the buds in the case and the case open, press the setup button until a light blinks. Then choose buds in the Bluetooth settings.

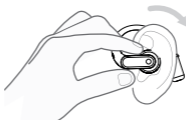


## WEARING

1



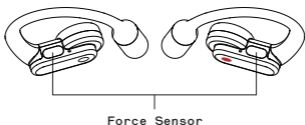
2



3



## OPERATIONS



- **Pinch**  
Music: play or pause  
Call: answer or hang up a call
- **Double-pinch**  
Music: skip forward  
Call: reject a call
- **Triple-pinch**  
Music: skip back
- **Pinch and hold**  
Left: volume down  
Right: volume up

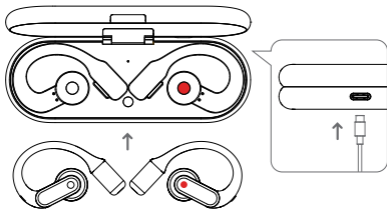
More options in Nothing X app.

\*Optional functions: skip back, skip forward, volume up, volume down and wake-up Voice Assistant.

## CHARGING

### Earbuds

Place the buds in the charging case and close the case to charge.



### Ear case

Close the case and connect it to a power supply using the supplied power cable.

The case is charging when the indicator lamp flashes white. Once the light remains white, the case is fully charged.

### Power level indication

- \* White: battery is more than 30% charged
- \* Red: battery is less than 30% charged

- With the buds in the case, the indicator lamp will flash in the colour relating to the battery level of the buds, not the case.
- With both buds removed from the case, the indicator lamp will flash in the colour relating to the battery level of the case.
- If using a Nothing phone, you can set the widget on the lock screen or check the power status of the device in Quick Settings on the drop-down notification bar.

The open headphone design allows you to enjoy your music while staying aware of your environment. Kindly note that heavy background noise may affect your listening experience. Additionally, using Ear (open) whilst driving or riding may violate local laws or community regulations. Please ensure you are compliant during wear.