

Overview

Shape the Future of QuickSpecs – Your Input Matters

Enlogic by nVent G3 Enterprise Power Distribution Units for HPE

Basic, reliable power distribution for your HPE IT solutions

Enlogic by nVent G3 Basic Series PDUs for HPE are designed to work precisely with HPE Infrastructure and Compute solutions and guarantee a compatible fit for use with HPE Advanced, and Enterprise racks (and compatible with other industry-standard server racks). Built with high-temperature grade premium components, Enlogic by nVent G3 Basic Series PDUs for HPE can operate in temperatures up to 60°C over extended periods of time and provide reliable operation backed by a 5-year warranty.

HPE offers a range of PDU models with mounting options that promote flexible power configuration in racks. Vertical, Horizontal, and True OU mounting, giving you the flexibility to efficiently utilize rack space while placing access to power where you need it most. Serviceability is further enhanced with features such as C13/C19 Combination outlets, color-coded outlets and low-profile form factors allowing for simple and quick access to IT equipment and power cables in the rear of the rack.

HPE IEC Locking Power Cords are a supported option available for the G3 Basic PDU series. The IEC Locking Power Cords provide secure cable retention to both the PDU and target device against vibration during shipping and ensuring that cables are not dislodged during a service event. HPE's IEC Locking Power Cords provide a safe and secure solution against the common issues that lead to power-related downtime.

Why G3 Basic series PDUs?

All G3 Basic PDUs are rated for operating temperatures up to 60°C (or 140°F).

- Addition of C13/C19 Combination outlets for flexible deployment.
- Low-profile PDU form factors providing enhanced IT serviceability in the back of the rack while adhering to the rack keep out zone.
- G3 Basic PDUs with IEC C19, C13 and combination receptacles have integrated cord retention.
- G3 Basic PDUs have color-coded receptacles to easily distinguish between the different load segments/phases.
- High-density vertical form factor providing 24 outlets in a half-height (22U) and 48 outlets in a full-height (42U).
- HPE offers multiple PDU form factors that promote efficient use of space in the rack and provide flexibility in mounting and configuration.
- 1U Horizontal PDUs can support True OU mounting (between the RETMA rails), minimizing the need to use valuable U space in racks for power distribution.
- Vertical G3 PDUs use a button mounting system that allows for installation with outlets facing front, rear or center of rack.
- HPE guarantees 100% compatibility between its Rack and Power Infrastructure products and its industry-standard compute, storage, and networking solutions, backed with a Enlogic 5-year warranty for all G3 Basic PDU models.

Enlogic by nVent G3 Metered Series Advanced Power Distribution Units for HPE

Setting new standards for reliable power distribution and metering

Enlogic by nVent G3 Metered PDUs for HPE are designed to work precisely with HPE Infrastructure and Compute solutions, providing a highly accurate (billing grade accuracy) power distribution and metering solution for your racks. Designed for use with HPE Advanced, and Enterprise racks (and compatible with other industry-standard server racks), G3 Metered PDUs guarantee a compatible fit and reliable operation backed by a Enlogic 5-year warranty. G3 Metered PDUs are also rated for operating temperatures up to 60°C, adding an increased level of operational reliability for power distribution in IT racks.

Overview

A major concern for IT administrators and facility managers is their ability to quickly diagnose and service power related problems in their IT racks. The G3 PDU metered portfolio addresses this problem by, first, offering a wide range of models and mounting options that promote flexible power configuration in IT racks. Vertical, Horizontal, and True OU mounting, give you the flexibility to efficiently utilize rack space while placing access to power where you need it most in the rack. Serviceability is further enhanced with features such as color-coded outlets and low-profile form factors, allowing for simple and quick access to IT equipment and power cables in the rear of the rack.

Enlogic by nVent G3 Metered PDUs for HPE features are also directly focused on other pain points in the data center. 1Gb Ethernet alleviates the need to maintain older switch solutions that have been traditionally required for PDU network connectivity. High-density outlet configurations that provide up to 48 power outlets in a full-height vertical form factor allow for simple access to power in the rack while minimizing physical cable requirements. Support for up to eight sensors per PDU provides a cost-effective and exhaustive solution for monitoring the environmental elements (temperature, humidity, and leakage) in both the front and rear of the rack.

HPE IEC Locking Power Cords are a supported option available for most G3 Metered PDUs. The IEC Locking Power Cords provide secure cable retention to both the PDU and target device, protecting against vibration during shipping and ensuring that cables are not dislodged during a service event. The HPE IEC Locking Power Cords provide a safe and secure solution against the common issues that lead to power-related downtime.

Why HPE Metered PDUs?

- Addition of C13/C19 Combination outlets for flexible deployment.
- load segment power metering.
- HPE guarantees 100% compatibility between its Rack and Power Infrastructure products and its industry-standard compute, storage, and networking solutions, backed with a 5-year warranty for all G3 Metered PDU models.
- HPE offers multiple Metered PDU form factors that promote efficient use of space in the rack and provide flexibility in how each PDU can be mounted and configured with cables.

Enlogic by nVent G3 Metered and Switched Series Enterprise Power Distribution Units for HPE

New G3 features allow for greater management of power and environment in IT racks

Enlogic by nVent G3 Metered and Switched PDUs are designed to work precisely with HPE Infrastructure and Compute solutions, providing a highly accurate (billing grade accuracy) power distribution solution with outlet-level metering and switching for your IT racks. Designed for use with HPE Advanced, and Enterprise racks (and compatible with other industry-standard server racks), G3 Metered and Switched PDUs guarantee a compatible fit and reliable operation backed by an Enlogic 5-year warranty. G3 Metered & Switched PDUs are also rated for operating temperatures up to 60°C, adding an increased level of operational reliability for power distribution in your IT racks.

A major concern for IT administrators and facility managers is their ability to quickly diagnose and service power related problems in their IT racks. G3 Metered & Switched PDU features such as color-coded outlets and low-profile form factors allow for simple and quick access to IT equipment and power cables in the rear of the rack.

G3 Metered & Switched PDU features are also directly focused on other pain points in the data center. 1Gb Ethernet alleviates the need to maintain older switch solutions that have been traditionally required for PDU network connectivity. High-density outlet configurations that provide up to 48 power outlets in a full-height vertical form factor allow for simple access to power in the rack while minimizing physical cable requirements. Support for up to eight sensors per PDU provides a cost-effective and exhaustive solution for monitoring the environmental elements (temperature, humidity, and leakage) in both the front and rear of the rack.

All G3 Metered & Switched PDU models feature support for the HPE IEC Locking Power Cords, a new supported option available for most HPE G3 PDUs. The IEC Locking Power Cords provide secure cable retention to both the PDU and target device, protecting against vibration during shipping and ensuring that cables are not dislodged during a service event. HPE's IEC Locking Power Cords provide a safe and secure solution against the common issues that lead to power-related downtime.



Overview

Why HPE Metered and Switched PDUs?


- Addition of C13/C19 Combination outlets for flexible deployment.
 - Outlet-level metering and switching for your IT racks.
 - HPE guarantees 100% compatibility between its Rack and Power Infrastructure products and its industry-standard compute, storage, and networking solutions, backed with an Enlogic 5-year warranty for all G3 Metered PDU models.
 - HPE offers multiple Metered and Switched PDU form factors that promote efficient use of space in the rack and provide flexibility in how each PDU can be mounted and configured with cables.
-



Standard Features

Horizontal Form Factors

1U Horizontal



Top view

Elevated view

Vertical Form Factors

Half-Height



Top view

Elevated view

Mid-Height



Top view

Elevated view

Full-Height



Top view

Elevated view



Standard Features

Enlogic by nVent G3 Basic Series Power Distribution Units for HPE

Compatibility

- Designed specifically for use with HPE rack enclosures and IT solutions but can work with most 3rd party IT racks
- Addition of C13/C19 Combination outlets for flexible deployment.

Reliability/Durability

- 5-year Enlogic warranty
- High reliability at elevated operating temperature levels (up to 60°C)

Usability/Serviceability

- Wide range of mounting options including vertical, 1U/2U horizontal, and True OU
- Modular PDU options supporting True OU mounting between the RETMA rails of the rack
- High-density vertical power outlet configurations with up to 48 outlets on a single PDU
- Full range of single and three phase input and output power capabilities
- 1.9kVA to 22kVA power distribution to meet the needs of both small and large data centers
- Built-in three-sided button mounting system supporting flexible installations
- Low-profile PDU form factors providing enhanced IT serviceability in the back of the rack
- Color coded receptacles and circuit breaker banks to easily identify specific outlets
- Multiple extension bar options that inexpensively expand outlet configurations
- Combination outlets that can accept C13 or C19 power cords

Safety/Security

- Optional dual-locking power cords that secure both power connections
- Support for integrated individual power cord retention

True OU Mounting

All G3 Horizontal PDUs can be installed in any U position in your rack. However, G3 1U Horizontal PDUs have a unique architecture designed specifically for data center customers who want to maximize space efficiencies in the rack. These models can be installed in the OU space between the RETMA rails on HPE Advanced and Enterprise Series racks (see diagram below)

Modular PDU Form / Factor

G3 Standard series Modular PDUs combine True OU and 1U Horizontal mounting support with the capability of adding extension bars to expand access to power in the back of the rack. Extension Bars mount directly to the frame of the rack in multiple locations allowing you the flexibility of placing access to power where it is needed most. Multiple extension bar options are available to help you customize the outlet configurations you require.

HPE PDU Extension Bar / Options

G3 PDU extension bar options help expand the availability of power in the rear of the rack. Each extension bar includes a locking input power cord that connects to the PDU and supports HPE's new IEC Locking Power Cords (for C13/C14 and C19/C20 connections). HPE PDU extension bars can be added to Horizontal and Vertical PDU models with available C20 outlets for additional outlets and are compatible with previous generation PDU models that offer C20 outlets (locking feature only supported on new G3 PDU models). See the Related Options section for more information on G3 Extension Bar models.

High-Density Vertical / PDU Models

High-density vertical PDU models provide 24 outlets in a half-height (22U) form factor and 48 outlets in a full-height (42U) form factor. This density is achieved by placing the power receptacles on one side of the PDU and access to the circuit breakers on the opposite side without significantly impacting the height (profile) of the PDU. See the Model Matrix section for more information on high-density Vertical PDU models.



Standard Features

IEC Locking Power Cords

G3 PDU models support optional IEC Locking Power Cords with an integrated locking technology on both ends of the cable. Locking Power Cords are available for both C13/14 and C19/20 power connections, include multiple cable length options, and can be purchased in single or six-pack kits. One IEC Locking Power Cord has been included with each PDU model that supports either a C13 and/or C19 outlet.

Color-Coded Outlets

All G3 PDU models include color-coded outlets. Highly visible from the rear of the rack, color-coding helps to easily and clearly identify outlets to simplify cabling and power phase balancing when configuring and maintaining power for your IT equipment.

Rated for High Operating Temperatures

G3 PDUs are rated for operating temperatures up to 60°C (or 140°F). HPE G3 PDUs are designed with high temperature rated premium components and construction that support increased reliability levels at elevated temperatures.

5-Year Warranty

G3 Standard series PDU models are supported with a Enlogic 5-year warranty.

Enlogic by nVent G3 Metered Series Advanced Power Distribution Units for HPE

HPE G3 Metered Power Distribution Units

Power Metering and Management

- All G3 HPE Metered PDUs meet IEC 62053-21, Class 1 standards for $\pm 1\%$ or better accuracy in power metering of:
 - Amperage
 - Voltage
 - Wattage
 - Kilowatts per hour
 - An OLED display provides local monitoring and alert indications
 - Remote PDU management and power monitoring supported through integrated web-based user interface, CLI, and third-party software applications supporting SNMP
-

Compatibility

- Designed specifically for use with HPE rack enclosures, but compatible with most 3rd party IT racks
 - Addition of C13/C19 Combination outlets for flexible deployment.
 - Integrated web-based user interface compatible with IPv4/IPv6 and SNMPv1/SNMPv3
-

Usability

- Wide range of mounting options including vertical, 1U/2U horizontal, and True OU (between the RETMA rails) configurations
 - Low-profile PDU form factors ensure integrity of rear-rack keep-out zone for IT maintenance
 - Color-coded receptacles to easily distinguish between the different load segments/phases
 - Integrated cord retention on all IEC C19 and C13 receptacles (does not require any additional brackets)
 - Local and remote firmware updates
-

Security

- Local and LDAP security with multiple access levels
 - Support for HTTP, HTTPS, SSH protocols
 - Configurable alarm thresholds for both power and environmental monitoring
 - Optional dual-locking power cords securing both power connections
-

HPE G3 Metered PDUs support multiple features that are unique to HPE and help to provide the best user experience. Information on these features is summarized below with additional information found online in HPE G3 Metered PDU User's Guide.



Standard Features

Rated for High Operating Temperatures

Increasing IT densities and escalating operating costs have created a need for rack infrastructure that can operate reliably at higher operating temperatures. HPE G3 PDUs have been designed with high temperature-rated premium components and construction that support increased reliability levels at elevated temperatures. HPE G3 PDUs are rated for operation in temperatures up to 60°C (or 140°F) in the rear of the rack.

IEC Locking Power Cords

HPE G3 PDU models support optional IEC Locking Power Cords with an integrated locking technology on both ends of the cable. HPE Locking Power Cord are available for both C13/14 and C19/20 power receptacles in multiple cable length options and can be purchased in single or six-pack kits. One IEC Locking Power Cord has been included with each PDU model that supports either a C13 and/or C19 outlet.

High-Density Vertical PDU Models

High-density Vertical PDU models provide 24 outlets in a half-height (22U) form factor and 48 outlets in a full-height (42U) form factor. This density is achieved by placing the power receptacles on one side of the PDU and access to the circuit breakers on the opposite side without significantly impacting the height (profile) of the PDU. See the Model Matrix section for more information on high-density Vertical PDU models.

Color-Coded Outlets

All HPE G3 PDU models now include color-coded outlets which are highly visible from the rear of the rack. The color-coding helps to easily and clearly identify outlets to simplify cabling and power phase balancing when configuring your IT equipment.

1Gb Ethernet Support

HPE is the first IT solutions company to standardize on 1Gb Ethernet for PDU network connectivity. This eliminates the need to maintain older switching solutions needed for the 10/100 connectivity provided by most other PDU manufacturers.

Environmental Sensors

HPE G3 Metered PDU models include two environmental sensor ports (can be upgraded to six ports with the addition of up to two G3 PDU Sensor Port Hubs) that can monitor and record up to eight sensor measurements. Multiple sensor options are available providing the ability to monitor temperature, humidity, water leakage, and intrusion for each rack. Please review the Related Options section for a list of the options available.

Flexible Mounting

Most vertical HPE G3 PDU models support mounting on the back and both sides of the PDU using a button and keyhole mounting system for easy drop-in installation. This provides a flexible mounting capability that allows power cables to be configured toward the front, middle, or rear of the rack, allowing users to customize their cable management strategy specifically for each rack.

True OU Mounting

HPE Horizontal PDUs have a unique design specifically for data center customers who want to maximize space efficiencies in the rack. All HPE 1U Horizontal PDUs can be installed in any U position in your rack or can be installed in the OU space between the RETMA rails on HPE Advanced and Enterprise Series racks (see figure below).



Standard Features

HPE PDU Extension Bar Options

HPE PDU extension bar options help expand the availability of power in the rear of the rack. Each extension bar includes a locking input power cord that connects to the PDU and supports HPE's new IEC Locking Power Cords for C13/C14 and C19/C20 outlets. HPE PDU extension bars can be added to Horizontal and Vertical PDU models, with available C19 outlets, to add additional power outlets and expand access to power in the back of the rack when needed. Extension Bars mount directly to the frame of the rack in multiple locations allowing you the flexibility of placing access to power where it is needed most (see figure above). Multiple extension bar options are available to help you customize the outlet configurations you require extension bars are also compatible with previous generation PDU models that offer C20 outlets (locking feature only supported on new G3 PDU models). See the Related Options section for more information on G3 Extension Bar models.

5-Year Warranty

All Enlogic by nVent G3 Series Power Distribution Units for HPE are supported with a 5-year Enlogic warranty. Please visit <https://www.nvent.com/en-us/data-solutions/support/hpe> for product registration and support.

nVent warranties that Enlogic by nVent G3 Series Power Distribution Units for HPE shall be free from manufacturing defects for a period of five (5) years from the invoice date to the original purchaser.

Enlogic by nVent G3 Metered and Switched Series Enterprise Power Distribution Units for HPE

Power Metering and Management

- All G3 HPE Metered & Switched PDUs meet IEC 62053-21, Class 1 standards for $\pm 1\%$ or better accuracy in outlet-level power metering of:
 - Amperage
 - Voltage
 - Wattage
 - Kilowatts per hour
- OLED display provides local monitoring and alert indications
- Remote PDU management and power monitoring supported through integrated web-based user interface, CLI, and third-party software applications supporting SNMP

Compatibility

- Designed specifically for use with HPE rack enclosures, but compatible with most 3rd party IT racks
- Integrated web-based user interface compatible with IPv4/IPv6 and SNMPv1/SNMPv3

Usability

- Multiple full-height vertical models with a range of outlet configurations
- Low-profile form factors ensure integrity of rear-rack keep-out zone for IT maintenance
- Color-coded receptacles to easily distinguish between the different load segments/phases
- Integrated cord retention for all IEC C19 and C13 receptacles
- Optional dual-locking power cords securing both power connections
- Local and remote firmware updates

Security

- Outlet-level on/off power switching that can be accessed locally and remotely
 - Local and LDAP security with multiple access levels
 - Support for HTTP, HTTPS, and SSH protocols
 - Configurable alarm thresholds for both power and environmental monitoring
-



Standard Features

Rated for High Operating Temperatures

Increasing IT densities and escalating operating costs have created a need for rack infrastructure that can operate reliably at higher operating temperatures. HPE G3 PDUs have been designed with high temperature-rated premium components and construction that support increased reliability levels at elevated temperatures. HPE G3 PDUs are rated for operation in temperatures up to 60°C (or 140°F) in the rear of the rack.

IEC Locking Power Cords

HPE G3 PDU models support optional IEC Locking Power Cords with an integrated locking technology on both ends of the cable. HPE Locking Power Cord are available for both C13/14 and C19/20 power receptacles in multiple cable length options, and can be purchased in single or six-pack kits. One IEC Locking Power Cord has been included with each PDU model that supports either a C13 and/or C19 outlet.

High-Density Vertical PDU Models

High-density Vertical PDU models provide 48 outlets in a full-height (42U) form factor. This density is achieved by placing the power receptacles on one side of the PDU and access to the circuit breakers on the opposite side without significantly impacting the height (profile) of the PDU. See the Model Matrix section for more information on high-density PDU models.

Color-Coded Outlets

All HPE G3 PDU models now include color-coded outlets which are highly visible from the rear of the rack. The color-coding helps to easily and clearly identify outlets to simplify cabling and power phase balancing when configuring your IT equipment.

1Gb Ethernet Support

HPE is the first IT solutions company to standardize 1Gb Ethernet for PDU network connectivity. This eliminates the need to maintain older switching solutions needed for the 10/100 connectivity provided by most other PDU manufacturers.

Environmental Sensors

HPE G3 Metered & Switched PDU models include two environmental sensor ports (can be upgraded to six ports with the addition of up to two G3 PDU Sensor Port Hubs) that can monitor and record up to eight sensor measurements. Multiple sensor options are available providing the ability to monitor temperature, humidity, water leakage, and intrusion for each rack. Please review the Related Options section for a list of the options available.

Flexible Mounting

Most vertical HPE G3 PDU models support mounting on the back and both sides of the PDU using an industry-standard button and keyhole mounting system for easy drop-in installation. This provides a flexible mounting capability that allows power cables to be configured with outlets facing toward the center, back, or front of the rack.

HPE PDU Extension Bar Options

HPE PDU extension bar options help expand the availability of power in the rear of the rack. Each extension bar includes a locking input power cord that connects to the PDU and supports HPE's new IEC Locking Power Cords for C13/C14 and C19/C20 outlets. HPE PDU extension bars can be added to Horizontal and Vertical PDU models, with available C19 outlets, to add additional power outlets and expand access to power in the back of the rack when needed. Extension Bars mount directly to the frame of the rack in multiple locations allowing you the flexibility of placing access to power where it is needed most (see figure above). Multiple extension bar options are available to help you customize the outlet configurations you require extension bars are also compatible with previous generation PDU models that offer C20 outlets (locking feature only supported on new G3 PDU models). See the Related Options section for more information on G3 Extension Bar models.



Configuration Information

HPE Power Advisor

HPE has created the HPE Power Advisor utility that provides meaningful estimates of the power needs for HPE Enterprise Solutions. Our tool is used for estimating power use of the major components within a rack to determine power distribution, power redundancy, and battery backup requirements for computer facilities. Power Advisor allows you to configure each individual server or node. You can then duplicate the server configuration as often as necessary to populate an enclosure or rack, and then duplicate a rack. The outcome is that you can build a complete data center quickly. Click [Here](#) to access the HPE Power Advisor.

Enlogic by nVent G3 Basic Series Standard Power Distribution Units for HPE

100-240V Input, Single Phase, WW

Enlogic by nVent G3 Basic 1-phase 3.6kVA/16A/100-240V Outlets (20) C13 (2) Combo C13/C19 PDU for HPE P59407-B21

200-240/346-415V Input, Three Phase, WW

Enlogic by nVent G3 Basic 3-phase 22kVA/32A/200-240V Outlets (18) C13 (12) Combo C13/C19 PDU for HPE P59418-B21

200-240V Input, Single Phase, North America/Japan

Enlogic by nVent G3 Basic 1-phase 4.9kVA/24A/200-240V Outlets (4) C13 (8) Combo C13/C19 PDU for HPE P59420-B21

Enlogic by nVent G3 Basic 1-phase 4.9kVA/24A/200-240V Outlets (16) C13 (4) Combo C13/C19 PDU for HPE P59519-B21

200-240V Input, Three Phase, North America/Japan

Enlogic by nVent G3 Basic 3-phase 17.2kVA/Outlets (18) C13 (12) Combo C13/C19 PDU for HPE P59415-B21

Enlogic by nVent G3 Basic 3-phase 8.6kVA/24A/200-240V Outlets (12) C13 (6) Combo C13/C19 PDU for HPE P59521-B21

Enlogic by nVent G3 Basic 3-phase 8.6kVA/24A/200-240V Outlets (6) C13 (6) Combo C13/C19 PDU for HPE P60344-B21

200-240V Input, Single Phase, INTL

Enlogic by nVent G3 Basic 1-phase 7.3kVA/32A/200-240V Outlets (4) C13 (8) Combo C13/C19 PDU for HPE P59421-B21

Enlogic by nVent G3 Basic 1-phase 7.3kVA/32A/200-240V Outlets (16) C13 (4) Combo C13/C19 PDU for HPE P59520-B21

Enlogic by nVent G3 Metered Series Advanced Power Distribution Units for HPE

200-240/346-415V Input, Three Phase, WW

Enlogic by nVent G3 Metered 3-phase 11kVA/Outlets (36) C13 (6) Combo C13/C19 PDU for HPE P59412-B21

Enlogic by nVent G3 Metered 3-phase 22kVA/Outlets (36) C13 (12) Combo C13/C19 PDU for HPE P59417-B21

Enlogic by nVent G3 Metered 3-phase 22kVA/32A/200-240V Outlets (12) C13 (12) Combo C13/C19 PDU for HPE P67672-B21

100-120V Input, Single Phase, North America/Japan

Enlogic by nVent G3 Metered 1-phase 2.8kVA/L5-30P 24A/120V Outlets (24) 5-20R PDU for HPE P59406-B21

200-240V Input, Single Phase, North America/Japan

Enlogic by nVent G3 Metered 1-phase 4.9kVA/Outlets (32) C13 (6) Combo C13/C19 PDU for HPE P59408-B21

Enlogic by nVent G3 Metered 1-phase 8.3kVA/Outlets (24) C13 (6) Combo C13/C19 PDU for HPE P59410-B21

200-240V Input, Three Phase, North America/Japan

Enlogic by nVent G3 Metered 3-phase 8.6kVA/Outlets (30) C13 (6) Combo C13/C19 PDU for HPE P59411-B21

Enlogic by nVent G3 Metered 3-phase 17.2kVA/Outlets (36) C13 (12) Combo C13/C19 PDU for HPE P59414-B21

Enlogic by nVent G3 Metered 3-phase 17.2kVA/Outlets (18) C13 (6) Combo C13/C19 PDU for HPE P67671-B21

200-240V Input, Single Phase, INTL

Enlogic by nVent G3 Metered 1-phase 14.4kVA/Outlets (18) C13 (12) Combo C13/C19 PDU for HPE P59413-B21

Enlogic by nVent G3 Metered 1-phase 7.3kVA/Outlets (32) C13 (6) Combo C13/C19 PDU for HPE P59409-B21



Configuration Information

Enlogic by nVent G3 Metered and Switched Series Enterprise Power Distribution Units for HPE

200-240V/346-415V - Input, Three Phase, WW

Enlogic by nVent G3 Metered Switched 3-phase 22kVA/Outlets (24) C13 (24) Combo C13/C19 PDU for HPE	P59419-B21
--	------------

200-240V Input, Three Phase, North America/Japan

Enlogic by nVent G3 Metered Switched 3-phase 17.2kVA/Outlets (24) C13 (24) Combo C13/C19 PDU for HPE	P59416-B21
--	------------



Related Options

Extension Bars

HPE G2 IEC C20 Input/(8) C13 Expansion Outlets/PDU Extension Bar Kit

P9Q66A

Notes: kit include 2 extension bars with a locking C19 input power cord (1.8m).

IEC Locking Power Cords

HPE C13 - C14 WW 250V 10Amp 0.7m Black Locking Power Cord

Q0P67A

HPE C13 - C14 WW 250V 10Amp 0.7m Black 6-pack Locking Power Cord

Q0Q02A

HPE C13 - C14 WW 250V 10Amp 1.4m Black Locking Power Cord

Q0P68A

HPE C13 - C14 WW 250V 10Amp 1.4m Black 6-pack Locking Power Cord

Q0Q03A

HPE C13 - C14 WW 250V 10Amp 2m Black Locking Power Cord

Q0P69A

HPE C13 - C14 WW 250V 10Amp 2m Black 6-pack Locking Power Cord

Q0Q04A

HPE C13 - C14 WW 250V 10Amp 3m Black Locking Power Cord

Q0P70A

HPE C19 - C20 WW 250V 16Amp 0.7m Black Locking Power Cord

Q0R19A

HPE C19 - C20 WW 250V 16Amp 2m Black Locking Power Cord

Q0P72A

HPE C19 - C20 WW 250V 16Amp 2m 6-pack Black Locking Power Cord

Q0R17A

Notes: HPE Locking Power Cords are not supported on Metered and Switched Models..

IEC Standard Power Cords

HPE C13 - C14 WW 250V 10Amp 1.4m Jumper Cord

142257-006

HPE C13 - C14 WW 250V 10Amp 2.0m Jumper Cord

A0K02A

HPE C13 - C14 WW 250V 10Amp Flint Gray 2.0m Jumper Cord

AF573A

HPE C13 - C14 WW 250V 10Amp 2.5m Jumper Cord

142257-002

HPE C13 - C14 WW 250V 10Amp 3.0m Jumper Cord

142257-003

HPE C20 - C13 WW 250V 15Amp 2.0m Jumper Cord

AF590A

HPE C19 - C20 WW 250V 16Amp Flint Gray 1.20m Jumper Cord

AF575A

HPE C19 - C20 WW 250V 16Amp Flint Gray 2.0m Jumper Cord

AF574A

HPE C19 - C20 WW 250V 16Amp 2.5m Jumper Cord

295633-B22

Country-Specific Power Cords

HPE C13 - Nema 5-15P US/CA 110V 10Amp 1.83m Power Cord

AF556A

HPE C13 - Nema 5-15P TH/PH 250V 10Amp 1.83m Power Cord

AF559A

HPE C19 - CEE-VII EU 250V 16Amp 3.6m Power Cord

AF576A

HPE C19 - Nema L6-20P NA/JP 250V 20Amp High Voltage 3.6m Power Cord

AF593A

HPE 240 VAC 4.5M Unterminated End NA Power Cord

E7806A

HPE Mounting Brackets

HPE Vertical PDU 10K G2 Mounting Kit

H6L32A

Notes: This kit allows for vertical HPE G3 PDU models to be mounted in HPE 10000 G2 series racks and in the HPE Standard Series rack.



Related Options

Environmental Sensors

G3 Metered PDUs include 2 physical sensor ports and can monitor and record up to eight sensor measurements. Data collected by each sensor can be viewed and managed through the integrated graphical user interface (GUI), or by third-party applications that communicate through SNMP or through a Redfish supported API. Consult the G3 Metered PDU User Guide for more information on use with third-party software applications.

HPE G2 PDU Environmental Temperature Sensor P9T00A

Notes: Requires one input port and monitor/records one sensor measurement.

HPE G2 PDU Environmental Temperature and Humidity Sensor P9T01A

Notes: Requires one input port and monitors/records two sensor measurements.

HPE G2 PDU Environmental 3 Temperature and 1 Humidity Sensor P9T02A

Notes: Requires one input port and monitors/records four sensor measurements.

HPE G2 PDU Open Door Sensor P9T03A

Notes: Requires two input ports and monitors/records two sensor measurements.

HPE G2 PDU Leak Detection Sensor P9T04A

Notes: Requires one input port and monitors/records one sensor measurement. Kit covers up to six linear meters and can be expanded to cover up to thirty linear meters with the addition of up to four HPE G3 PDU Leak Detection Sensor Extension Kits (P9T08A).

HPE G2 PDU Sensor Port Hub P9T07A

Notes: This is an adapter that expands a single physical sensor port into three physical sensor ports.

HPE G2 PDU Leak Detection Sensor Extension Kit P9T08A

Notes: Leak Detection Sensor (P9T04A) must be purchased separately to use in conjunction with this kit. Up to four Extension Kits can be added to a single Leak Detection Sensor to cover up to a maximum of thirty linear meters.



Technical Specifications

Model Matrix – Form Factor/Mounting Options

Mounting options for Horizontal 1U PDU models					
Model	W x H x D (inches)	Unit Weight (lbs.)	U Height	Horizontal Mounting	True OU Mounting
P59420-B21	1.713 x 17.441 x 7.835	10.56	1U	✓	✓
P59421-B21	1.713 x 17.441 x 7.835	10.12	1U	✓	✓
P60344-B21	1.713 x 17.441 x 7.835	11.66	1U	✓	✓

Mounting options for Vertical PDU models in HPE Advanced and Enterprise racks (1075mm depth)							
Model	W x H x D (inches)	Unit Weight (lbs.)	Vertical Height	Maximum PDUs per Side of Rack			
				22U	36U	42U	48U
P59407-B21	2.047 x 32.165 x 2.087	4.84	Half-Height	2	2	4	4
P59519-B21	2.047 x 32.165 x 2.087	8.58	Half-Height	2	2	4	4
P59520-B21	2.047 x 32.165 x 2.087	7.92	Half-Height	2	2	4	4
P59521-B21	2.047 x 33.071 x 2.087	9.9	Half-Height	2	2	4	4
*P59415-B21	2.047 x 34.646 x 4.409	20.46	Half-Height Double sided	1	1	2	2
*P59418-B21	2.047 x 34.646 x 4.409	15.62	Half-Height Double sided	1	1	2	2
*P67671-B21	2.047 x 34.646 x 4.409	21.34	Half-Height Double sided	1	1	2	2
*P67672-B21	2.047 x 34.646 x 4.409	16.94	Half-Height Double sided	1	1	2	2
P59406-B21	2.047 x 58.661 x 2.087	11.88	Mid-Height	n/a	2	2	2
P59408-B21	2.047 x 58.661 x 2.087	13.86	Mid-Height	n/a	2	2	2
P59409-B21	2.047 x 58.661 x 2.087	13.42	Mid-Height	n/a	2	2	2
P59410-B21	2.047 x 58.661 x 2.087	16.94	Mid-Height	n/a	2	2	2
P59412-B21	2.047 x 58.661 x 2.087	13.64	Mid-Height	n/a	2	2	2
**P59411-B21	2.047 x 58.661 x 2.087/2.953	15.62	Mid-Height (With doghouse)	n/a	2	2	2
P59413-B21	2.047 x 68.898 x 2.087	22.66	Full-Height	n/a	n/a	2	2
*P59414-B21	2.047 x 68.898 x 4.409	28.6	Full-Height Double sided	n/a	n/a	1	1
*P59416-B21	2.047 x 71.654 x 4.409	32.78	Full-Height Double sided	n/a	n/a	1	1
*P59417-B21	2.047 x 68.898 x 4.409	23.76	Full-Height Double sided	n/a	n/a	1	1
*P59419-B21	2.047 x 71.654 x 4.409	27.72	Full-Height Double sided	n/a	n/a	1	1

Notes:

- HPE G2 Advanced and Enterprise 1200mm deep racks include an extra set (2) of PDU trays in the rear of the rack enabling support of up to 2x the number of PDUs listed above for 1075mm deep racks.
- *HPE high density model mounts on its side with outlets facing the back of the rack
- **The only one PDU model with doghouse



Technical Specifications

Model Matrix – Input Power						
Model	Region	Phase & Nominal Voltage	Input Amps	Circuit Breaker	Input Plug Type	Input Cord Length
P59407-B21	WW	1-ph, 100-240V	16A	None	IEC 60320 C20 (detachable)	10'
P59420-B21	NA/JP	1-ph, 208V	24A	(2) 2-pole 20A	L6-30P	10'
P59421-B21	INTL	1-ph, 230V	32A	(2) 1-pole 16A	IEC32A, 1-ph	12'
P59519-B21	NA/JP	1-ph, 208V	24A	(2) 2-pole 20A	L6-30P	10'
P59520-B21	INTL	1-ph, 230V	32A	(2) 1-pole 16A	IEC32A, 1-ph	10'
P59415-B21	NA/JP	3-ph, 208V	48A	(6) 2-pole 20A	IEC60A, 3-ph	10'
P59418-B21	WW	3-ph, 200-240V 3-ph, 346-415V	32A	(6) 1-pole 16A	IEC32A, 3-ph	10'
P59521-B21	NA/JP	3-ph, 208V	24A	(3) 2-pole 20A	L15-30P	10'
P60344-B21	NA/JP	3-ph, 208V	24A	(3) 2-pole 20A	L15-30P	12'
P59406-B21	NA/JP	1-ph, 120V	24A	(2) 1-pole 16A	L5-30P	10'
P59408-B21	NA/JP	1-ph, 208V	24A	(2) 2-pole 20A	L6-30P	10'
P59409-B21	INTL	1-ph, 230V	32A	(2) 1-pole 16A	IEC32A, 1-ph	10'
P59410-B21	NA/JP	1-ph, 208V	40A	(3) 2-pole 20A	CS8265C	10'
P59413-B21	WW	1-ph, 230V	63A	(6) 1-pole 16A	IEC63A, 1-ph	10'
P59411-B21	NA/JP	3-ph, 208V	24A	(3) 2-pole 20A	L15-30P	10'
P59412-B21	WW	3-ph, 200-240V 3-ph, 346-415V	16A	None	IEC16A, 3-ph	10'
P59414-B21	NA/JP	3-ph, 208V	48A	(6) 2-pole 20A	IEC60A, 3-ph	10'
P59417-B21	WW	3-ph, 200-240V 3-ph, 346-415V	32A	(6) 1-pole 16A	IEC32A, 3-ph	10'
P67671-B21	NA/JP	3-ph, 208V	48A	(6) 2-pole 20A	IEC60A, 3-ph	10'
P67672-B21	WW	3-ph, 200-240V 3-ph, 346-415V	32A	(6) 1-pole 16A	IEC32A, 3-ph	10'
P59416-B21	NA/JP	3-ph, 208V	48A	(6) 2-pole 20A	IEC60A, 3-ph	10'
P59419-B21	WW	3-ph, 200-240V 3-ph, 346-415V	32A	(6) 1-pole 16A	IEC32A, 3-ph	10'

Notes:

- All Input Circuit Ratings for NA/JP models have been de-rated according to NEC requirements.
- All NA/JPN, INTL High Voltage 1-Phase and 3-Phase models support a voltage range of 200-240v, Nominal voltage is based on region.



Technical Specifications

























Model Matrix – Output Power

Model	Region	kVA	Output Voltage Range	Output Receptacles	Support Extension Bar Options	Support Locking Power Cord Options
P59407-B21	WW	3.6	100-240V	(20) C13, (2) Combo	✓	✓
P59420-B21	NA/JP	4.9	200-208V	(4) C13, (8) Combo	✓	✓
P59421-B21	INTL	7.3	220-240V	(4) C13, (8) Combo	✓	✓
P59519-B21	NA/JP	4.9	200-208V	(16) C13, (4) Combo	✓	✓
P59520-B21	INTL	7.3	220-240V	(16) C13, (4) Combo	✓	✓
P59415-B21	NA/JP	17.2	200-208V	(18) C13, (12) Combo	✓	✓
P59418-B21	WW	22	200-240V	(18) C13, (12) Combo	✓	✓
P59521-B21	NA/JP	8.6	200-208V	(12) C13, (6) Combo	✓	✓
P60344-B21	NA/JP	8.6	200-208V	(6) C13, (6) Combo	✓	✓
P59406-B21	NA/JP	2.8	100-120V	(24) 5-20R	n/a	n/a
P59408-B21	NA/JP	4.9	200-208V	(32) C13, (6) Combo	✓	✓
P59409-B21	INTL	7.3	220-240V	(32) C13, (6) Combo	✓	✓
P59410-B21	NA/JP	8.3	200-208V	(24) C13, (6) Combo	✓	✓
P59413-B21	WW	14.4	200-240V	(18) C13, (12) Combo	✓	✓
P59411-B21	NA/JP	8.6	200-208V	(30) C13, (6) Combo	✓	✓
P59412-B21	WW	11	200-240V	(36) C13, (6) Combo	✓	✓
P59414-B21	NA/JP	17.2	200-208V	(36) C13, (12) Combo	✓	✓
P59417-B21	WW	22	200-240V	(36) C13, (12) Combo	✓	✓
P67671-B21	NA/JP	17.2	200-208V	(18) C13, (6) Combo	✓	✓
P67672-B21	WW	22	200-240V	(12) C13, (12) Combo	✓	✓
P59416-B21	NA/JP	17.2	200-208V	(24) C13, (24) Combo	✓	n/a
P59419-B21	WW	22	200-240V	(24) C13, (24) Combo	✓	n/a

Operating Temperature	50° to 140° F (10° to 60° C)
Operating Relative Humidity (%)	10% to 90%
Operating Elevation	0 to 10,000 ft. (0 to 3000 m)
Storage Temperature	-4° to 140° F (-20° to 60° C)
Storage Relative Humidity (%)	5% to 95%
Storage Elevation	0 to 30,000 ft. (0 to 9144 m)
Conformance Standards	UL or CSA, CB Test+ FCC, ICES, VCCI - NA/JPN models CE, UKCA, DEMKO, EAC, KC+KCC, ACMA, Ukraine - INTL models UL or CSA, CB Test+CE, DEMKO, EAC, FCC, ICES, KCC, KC, VCCI ACMA, Ukraine - WW models
Kit Contents	All G3 Metered & Switched PDU models ship with: <ul style="list-style-type: none"> • Mounting brackets/hardware • Quick start guide • Safety guideline • Warranty card









Technical Specifications

PDU Plug Types				
Voltage	Amps	# Wires	Plug Name	Sample Plug Image (color may vary by manufacturer)
100-125 V Single Phase	15 A	3	NEMA 5-15P	 
	30 A	3	NEMA L5-30P	 
200-240 V Single Phase	20 A	3	IEC C20	 
	12 A	3	IEC C13	 
	20 A	3	C13/C19 Combo	 
	30 A	3	NEMA L6-30P	 
	32 A	3	IEC 309 32A	 
	50 A	3	CS8265C	 
	63 A	3	IEC 309 63A	 
200 - 208 V NA/JPN Three Phase	30 A	5	NEMA L15-30P	 
	30 A	5	NEMA L21-30P	 
	50 A	4	CS8365C	 



Technical Specifications

Voltage	Amps	# Wires	Plug Name	Sample Plug Image (color may vary by manufacturer)	Voltage
	60 A	4	IEC 309 60A		
200 – 240 V and 346 – 415 V INTL Three Phase	16 A	5	IEC 309 16 A		
	32 A	5	IEC 309 32 A		




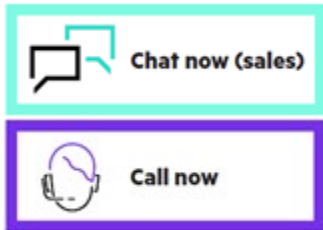
Summary of Changes

Date	Version History	Action	Description of Change
28-Jul-2025	<u>Version 7</u>	Changed	Update survey link.
12-May-2025	<u>Version 6</u>	Changed	Configuration Information section was updated
24-Mar-2025	<u>Version 5</u>	Changed	Configuration Information and Technical Specifications were updated
07-Oct-2024	<u>Version 4</u>	Updated	Configuration Information section was updated
05-Aug-2024	<u>Version 3</u>	Updated	Overview, Standard Features, Service and Support, Configuration Information, Technical Specifications were updated
01-Jul-2024	<u>Version 2</u>	Updated	Overview, Standard Features, Service and Support were updated
03-Jun-2024	<u>Version 1</u>	New	New QuickSpecs



Copyright

Make the right purchase decision.
Contact our presales specialists.



Shape the Future of QuickSpecs – Your Input Matters

© Copyright 2025 Hewlett Packard Enterprise Development Company, L.P.
The information contained herein is subject to change without notice.

The only warranties for Hewlett Packard Enterprise products and services are set forth in the express warranty statements accompanying such products and services. Nothing herein should be construed as constituting an additional warranty. Hewlett Packard Enterprise shall not be liable for technical or editorial errors or omissions contained herein.

a50009202enw - 17234 - Worldwide - V7 - 28-July-2025