

# XENON SINGLE SCREEN

For a 60 to 90-inch screen



## VIDEOCONFERENCING

Number of screen : 1 screen

Screen size : 60 to 90"

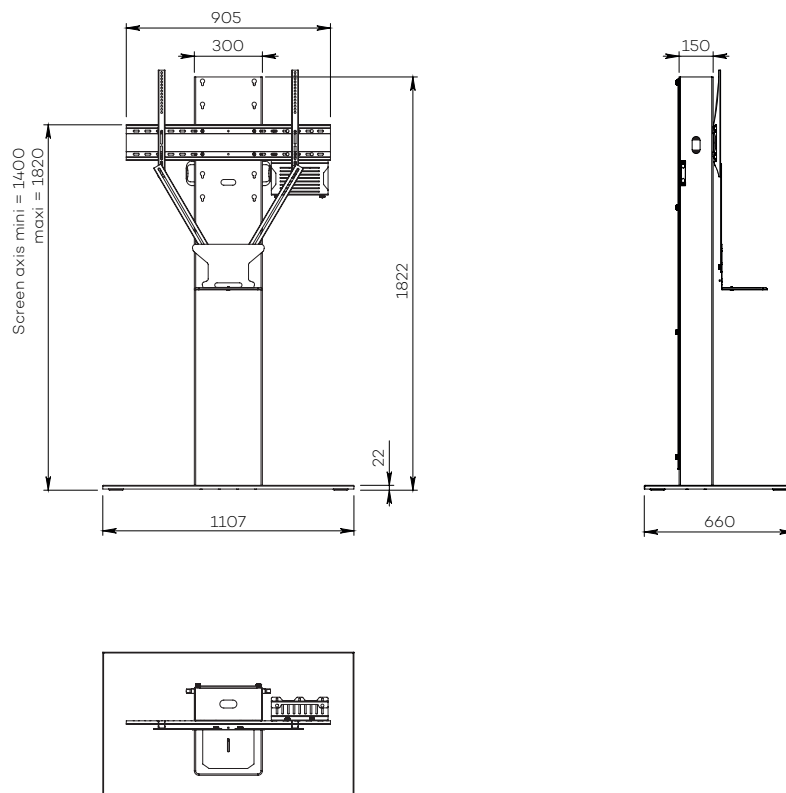
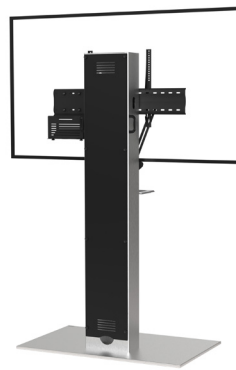
Installation : floor stand

Finish : brushed stainless steel

Part number :  
XENONS6090VCPACK



Screen simulation 70"



# XENON SINGLE SCREEN

For a 75 to 100-inch screen



## VIDEOCONFERENCING

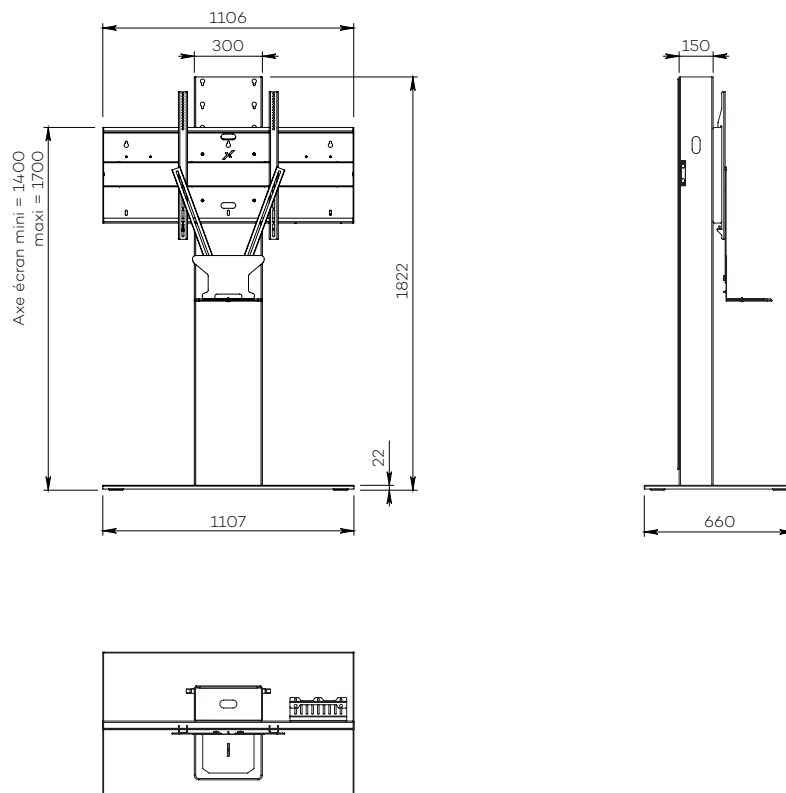
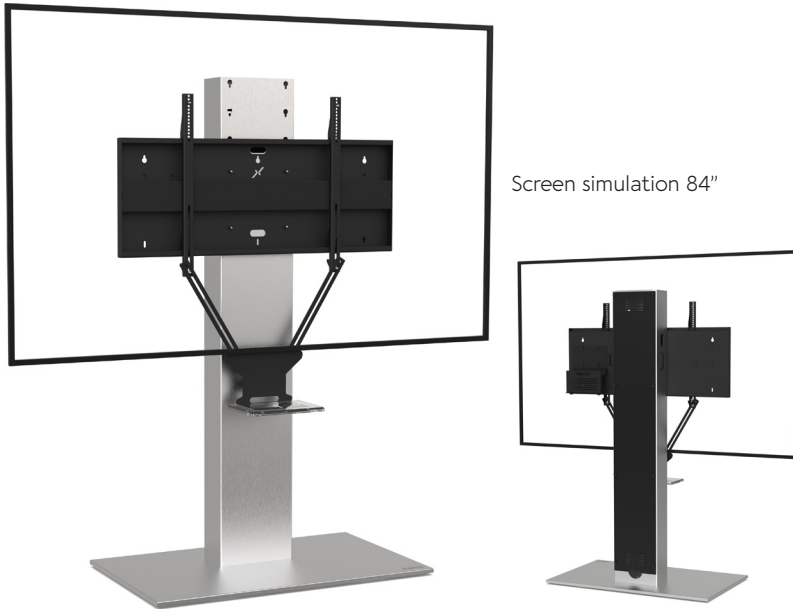
Number of screen : 1 screen

Screen size : 75 to 100"

Installation : floor stand

Finish : brushed stainless steel

Part number :  
XENONS75100VCPACK



## XENON SINGLE SCREEN

### • SPECIFICATIONS

Screen size	For a 60 to 90" screen	For a 75 to 100" screen
Part number	XENONS6090VCPACK	XENONS75100VCPACK
Base	Steel with brushed stainless steel casing	
Base thickness	15 mm	
Casters / Teflon pads	On Teflon pads	
Base dimensions (w x d x h)	1107 x 660 x 22 mm	
Column	Brushed stainless steel	
Column back cover	Back in black ecofriendly acrylic glass	
Column dimensions (w x d x h)	300 x 150 x 1800 mm	
Screen fixing	Black painted steel with fixing kit	
Screen fixing size (VESA)	200 x 200 mm to 800 x 400 mm VESA	200 x 200 to 1000 x 600 mm VESA
Screen axis with adjustable height	1400 mm to 1820 mm	1400 mm to 1700 mm
Maximum screen weight	85 kg	130 kg
Stand weight	130 kg	145 kg
Accessories included (VC PACK)	<ul style="list-style-type: none"> <li>• Camera shelf (SCUV3_R1) attached to the screen VESA (with 780 mm strips) with a functional surface area of 290 mm (w) x 200 mm (d)</li> <li>• Universal codec holder (SCUV12) attached behind the screen with a functional surface area of 10 mm to 95 mm</li> </ul>	

### • OPTIONS

<b>White finish</b> Base and column in white	P/N: /WHITE
<b>Black finish</b> Base and column in black	P/N: /BLACK
<b>Casters and skirt to cover up</b> ø 35 mm (only for XENONS6090VCPACK)	P/N: Skirtwheels/Xenon
<b>Base on heavy load casters</b> ø 100 mm	P/N: Largewheels/Xenon
<b>Heavy load casters and skirt to cover up</b> ø 100 mm	P/N: Largeskirtwheels/Xenon
<b>Universal camera holder</b> Above the screen	P/N: SCUV3
<b>SCUV3 option</b> Adaptor to fix the SCUV3 between two screens	P/N: SCUV3_2