

Windows 10 IoT Enterprise LTSC 2021 for OptiPlex 7410 All-In-One and Latitude 3440 Client

Release Notes



Notes, cautions, and warnings

 **NOTE:** A NOTE indicates important information that helps you make better use of your product.

 **CAUTION:** A CAUTION indicates either potential damage to hardware or loss of data and tells you how to avoid the problem.


 **WARNING:** A WARNING indicates a potential for property damage, personal injury, or death.

Contents

Chapter 1: Overview	4
Chapter 2: Version matrix	5
Chapter 3: Windows 10 IoT Enterprise LTSC 2021 10.05.XX.06.23.00	6
Release summary.....	6
New and enhanced features.....	6
Compatibility.....	6
Build details.....	6
Hardware support information.....	7
Supported languages.....	7
Important notes.....	8
Test Environment.....	8
Used space and free space.....	8
QFEs list.....	8
Operating system/ Driver components.....	8
Peripherals ecosystem.....	9
Boot sequence.....	10
Chapter 4: Resources and support	11
Chapter 5: Contacting Dell	12

Overview

The Windows 10 IoT Enterprise LTSC 2021 operating system is designed to run on OptiPlex 7410 All-In-One and Latitude 3440 Client. New releases are created to support new hardware platforms, correct defects, make enhancements, or add new features.

 **NOTE:** To determine which version of the operating system you need to select for your thin client, see [Version matrix](#).

Version matrix

The following version matrix lists the platforms supported in each Windows 10 IoT Enterprise LTSC 2021 for OptiPlex and Latitude Clients release, and helps you select which type of thin client is appropriate for your work environment:

Table 1. Version matrix

Release version	Release date	Supported platforms	Release Notes
10.05.XX.06.23.00	July 2023	OptiPlex 7410 All-In-One and Latitude 3440 Client	Windows 10 IoT Enterprise LTSC 2021

Windows 10 IoT Enterprise LTSC 2021

10.05.XX.06.23.00

Release summary

This release note contains information about the Windows 10 IoT Enterprise LTSC 2021 that runs on the OptiPlex 7410 All-In-One and Latitude 3440 Client. Windows 10 IoT Enterprise LTSC 2021 is factory installed on the OptiPlex 7410 All-In-One and Latitude 3440 Client. It provides the flexibility to be managed with Wyse Management Suite and Microsoft Endpoint Configuration Manager. The Windows 10 IoT Enterprise LTSC 2021 supports English and MUI languages.

Version

10.05.XX.06.23.00

Release date

July 2023

New and enhanced features

The following are all the new features delivered in this release.

- Supports OptiPlex 7410 All-In-One and Latitude 3440 Client Thin Client platform.
- Supports new Windows 10 IoT Enterprise LTSC 2021 Operating System.
- Supports Microsoft Azure Virtual Desktop.
- Supports H.265 codec with HEVC.
- Supports latest Microsoft Edge Chromium Browser.
- Enhanced the Wyse Easy Setup support for newer Microsoft Edge Browser configurations and Microsoft Azure Virtual Desktop feature. This is provided as a custom application additional support.
- Supports Wyse Management Suite/ USB image deployment-Secure boot.
- Support of ISO format on Imaging support from Wyse Management Suite and Dell OS recovery tool.

Compatibility

Build details

Table 2. General build details

Platform(s)	OptiPlex 7410 All-In-One and Latitude 3440 Client
Product	WinIoT_LTSC_2021_Latitude_3440_June2023.ISO WinIoT_LTSC_2021_OptiPlex_7410_June2023.ISO
Build Version	10.0
Build Number	10.05.XX.06.23.00
Localization	English

Table 2. General build details (continued)

Boot Agent version	4.3.0
--------------------	-------

Table 3. Platform specific build details of Wyse Management Suite

Platform(s)	OptiPlex 7410 All-In-One and Latitude 3440 Client
Version	10.0
Build Number	10.05.XX.06.23.00
Build Wyse Management Suite Package Name	WinIoT_LTSC_2021_OptiPlex_7410_June2023.ISO WinIoT_LTSC_2021_Latitude_3440_June2023.ISO
Build Size (Bytes)	12,064,256
Localization	English
BIOS Details	
Platform	OptiPlex 7410 All-In-One Latitude 3440 Client
BIOS Version	1.5.1

BIOS is not part of this build. The above BIOS version is used during the build validation.

Hardware support information

- OptiPlex 7410 All-In-One—8/16/32 GB RAM, 256 GB SSD.
- Latitude 3440 Client—8/16/32 GB RAM, 256 GB SSD.

Table 4. Supported displays

Hardware	Operating System	Single Display (in built)	Dual Display
OptiPlex 7410 All-In-One and Latitude 3440 Client	Windows 10 IoT Enterprise LTSC 2021	Supported	Supported

Supported languages

- English (en-US)
- German (de-DE)
- French France (fr-FR)
- French Canada (fr-CA)
- Italian (it-IT)
- Spanish (es-ES)
- Japanese (ja-JP)
- Korean (ko-KR)
- Chinese Simplified (zh-CN)
- Chinese traditional (zh-TW)
- Brazilian Portuguese (pt-BR)
- Dutch Netherlands (nl-NL)
- Danish Denmark (da-DK)
- Finnish Finland (fi-FI)
- Norwegian Norway (nb-NO)
- Russian Russia (ru-RU)
- Swedish Sweden (sv-SE)

Important notes

Test Environment

Table 5. Test Environment

Hardware Type	Model Name	CPU Name	Build Package Name	Product Version	RAM	SSD Size	BIOS Version
OptiPlex 7410 All-In-One	OptiPlex 7410 All-In-One	Pentium, Celeron, Intel i3, Intel i5	Windows 10 IoT Enterprise LTSC 2021	10.05.XX.06.23.00	8/16/32 GB	256 GB	1.5.1
Latitude 3440 Client	Latitude 3440 Client	Pentium, Celeron, Intel i3, Intel i5	Windows 10 IoT Enterprise LTSC 2021	10.05.XX.06.23.00	8/16/32 GB	256 GB	1.5.1

Used space and free space

Table 6. Used space and free space

Platform	SSD	Used space	Free space
OptiPlex 7410 All-In-One	256 GB SSD	14GB	219GB
Latitude 3440 Client	256 GB SSD	16GB	217GB

QFEs list

Table 7. QFEs list

KB Number	Update Description
KB5003791	Update for Microsoft Windows 10 IoT Enterprise LTSC 2021
KB5005699	Update for Microsoft Windows 10 IoT Enterprise LTSC 2021
KB5022502	Update for Microsoft Windows 10 IoT Enterprise LTSC 2021
KB5012170	Update for Microsoft Windows 10 IoT Enterprise LTSC 2021
KB5026361	Update for Microsoft Windows 10 IoT Enterprise LTSC 2021
KB5014032	Update for Microsoft Windows 10 IoT Enterprise LTSC 2021
KB5025315	Update for Microsoft Windows 10 IoT Enterprise LTSC 2021

Operating system/ Driver components

Table 8. Driver details


Drivers/ Files	OptiPlex 7410 All-In-One and Latitude 3440 Client
CAD-MAP-VDI	3.0.6.0

Table 9. Common application, features, and files- part of e-support image build 10.05.XX.06.23.00

Application	Version
Wyse Device Application (WDA)	14.6.9.21

Table 9. Common application, features, and files- part of e-support image build 10.05.XX.06.23.00 (continued)

Application	Version
PlatVsys	1.0.0.6
VMWare Horizon Client	8.8.0.33776
Merlin	4.1.3
Wyse Easy Setup	2.0.0.471
Application Launch Manager (ALM)	1.1.0.10
xData CleanUp Manager (xDCM)	1.0.0.8
Dell Command Monitor (DCM)	10.9.0.307
Citrix Workspace 1912	23.3.0.55
Control Alt Del Map (CAD Map)	3.0.6.0
Microsoft Endpoint Configuration Manager	5.00.8790.1001(2019)
Build Content	1.0.0.8
Language Configuration Tool	1.0.0.10
Application Control Center	1.1.0.33
Custom Sysprep (Master.exe)	Not Applicable
Azure Virtual Desktop	1.2.4240.0
Microsoft Edge Browser	113.0.1774.57
Microsoft Remote Desktop Connection	10.0.19041 (Protocol 10.8 Supported)
TightVNC (Virtual Network Computing)	2.8.75.0

 **NOTE:** Factory image version number will change based on the production month and the year.

Peripherals ecosystem

Table 10. Peripherals ecosystem

Product Category (Module)	Product Description
Monitors	Dell 27 USB-C HUB Monitor
	Dell 22 Monitor
	Dell 24 Monitor
	Dell 24 Monitor
	Dell 24 Monitor
	Dell 24 USB-C Hub Monitor
	Dell UltraSharp 24 Monitor
Audio	Dell Pro Wireless Headset
	Dell Slim Conferencing Soundbar
	Dell Speakerphone
	Dell Stereo Headset
Input Devices	Dell Pro Wireless Keyboard and Mouse
	Dell Active Pen

Table 10. Peripherals ecosystem (continued)

Product Category (Module)	Product Description
	Dell Pro Wireless Keyboard and Mouse
	Dell Full-Size Wireless Mouse
	Dell Mobile Pro Wireless Mice
	Dell Multi-Device Wireless Keyboard
	Dell Multi-Device Wireless Keyboard and Mouse Combo
	Dell Multi-Device Wireless Mouse
	Dell Multimedia Keyboard
	Dell Optical Mouse
	Dell Palm Rest for KB216 and KM636
	Dell Premier Multi-Device Wireless Keyboard and Mouse
	Dell Pro Wireless Keyboard and Mouse
	Dell Active Pen
	Cables, Dongles, Adapters
	100W Adapter Type-C AC adapter
Webcam	Dell Pro Webcam
Docks & Port Replicators	Dell USB-C Dock - WD19S 130W

Boot sequence

- The first boot is Windows Boot Manager.
- The second boot is Merlin Non-Pxe.
- The third boot is UEFI HTTPs Boot.
- The fourth boot is UEFI CL1-3D256-Q11 NVMe SSTC 256 GB TWOTN2CC9DH000BB09161.
- The fifth boot is ONBOARD NIC (IPV4).
- The sixth boot is ONBOARD NIC (IPV6).

Resources and support

Accessing documents using the product search

1. Go to www.dell.com/support.
2. In the **Enter a Service Tag, Serial Number, Service Request, Model, or Keyword** search box, type the product name. For example, **OptiPlex 7410 All-In-One** or **Latitude 3440 Client** . A list of matching products is displayed.
3. Select your product.
4. Click **Documentation**.


Accessing documents using product selector

You can also access documents by selecting your product.

1. Go to www.dell.com/support.
2. Click **Browse all products**.
3. Click **Computers**.
4. Click **Thin Clients**.
5. Click **OptiPlex Thin Client**.
6. Click **OptiPlex 7410 All-In-One** or **Latitude 3440 Client** .
7. Click **Select this Product**.
8. Click **Documentation**.

Contacting Dell

About this task

 **NOTE:** If you do not have an active Internet connection, you can find contact information from your purchase invoice, packing slip, bill, or Dell product catalog.

Dell provides several online and telephone-based support and service options. Availability varies by country/region or region and product, and some services may not be available in your area. To contact Dell for sales, technical support, or customer service issues:

Steps

1. Go to www.dell.com/support.
2. Select your support category.
3. Verify your country/region or region in the **Choose a Country/Region** drop-down list at the bottom of the page.
4. Select the appropriate service or support link that is based on your need.