

PHILIPS



Philips Series 5500 Fully automatic espresso machine

EP5547/90

- 20 beverages
- LatteGo
- Black Chrome

The easiest way to enjoy hot & iced coffee recipes

With LatteGo, the fastest to clean milk system*

- Enjoy 20 hot & iced drinks at your fingertips
- Create silky smooth milk froth with LatteGo milk system
- Less waiting, faster coffee with QuickStart
- Enhanced flavor thanks to hard-wearing ceramic grinder
- Get the perfect temperature & aroma and crema cup after cup
- Even more flavor thanks to the extra shot function
- Up to 5000 cups*** without descaling thanks to Aquaclean
- Save on water and energy usage with Eco Settings
- Find inspiration and support on our app
- Select, customize and save drinks on intuitive display
- 40% quieter with SilentBrew technology**
- Clean LatteGo milk system in under 10 secs

** Based on consumer testing in Germany comparing leading One Touch (Coffee + Milk) Full Automatic Espresso Machines (2023)

***When compared to previous Philips espresso machines

*****Based on 8 filter replacements as indicated by the machine. Actual number of cups depends on selected coffee varieties, rinsing and cleaning patterns

Highlights

20 hot & iced drinks




Our 20 recipes range from warming drinks like espresso, milky lattes and cappuccinos, right through to cooling iced coffees. We've calibrated our brewing system so even iced coffees have the same delicious flavour as hot drinks.

100% ceramic grinders



Bring out the full flavour of your beans with our hardwearing ceramic grinder. Fine-tune the grind size using one of 12 settings, from fine to coarse.

AquaClean filter



Brew up to 5000 cups without having to descale using an AquaClean filter. It purifies water before brewing begins so your coffee tastes more flavoursome.

LatteGo milk system



Our powerful cyclonic frothing technology lets you create silky smooth milk froth at the touch of a button, even with plant-based milk alternatives.

Perfect temperature and aroma



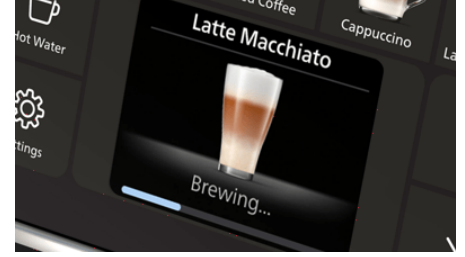
Our Aroma Extract system finds the ideal balance between temperature and aroma by keeping the water temperature between 195F and 210F, all while regulating the water flow rate.

Eco Settings



Use one of five Eco Settings to reduce water and energy consumption, without compromising on coffee quality. Our 5500 series allows you to dim the main and cup lights earlier than the default time, use less water while rinsing, switch to standby mode more quickly, or dim brightness.

QuickStart



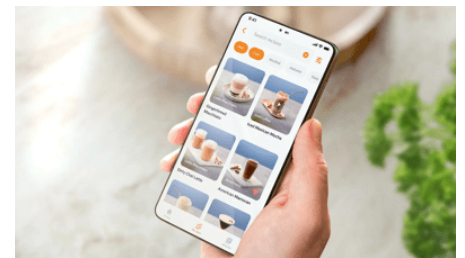
No more waiting for your machine to warm up. Our QuickStart function allows you to power on your machine and brew a coffee right away. Your machine will heat up based on the selected recipe.

Add an extra shot



Enjoy more flavour without the bitterness by using our extra shot function. You can add it to any of our coffee recipes, except when using the pre-ground function.

Machine support on HomeID



Learn the ins and outs of your machine and discover new cafe-style coffee recipes on our HomeID app.

Specifications

Safety feature

Automatic shut-off timer: Yes
Safety certification: Yes

Technical Specifications

Energy Efficiency rating: Class A
Power: 1500W
Voltage: 230 V
Frequency: 50 Hz
Number in pack: 1

Weight and Dimensions

Product Length: 433mm
Product Width: 246 mm
Product Height: 371 mm
Product Weight: 8kg
Package Length: 491,5mm
Package Width: 287,5mm
Package Height: 478mm
Package Weight: 10-12,3kg

Durability

User Manual: > 75% recycled paper
Packaging: > 95% recycled materials

General Specification

Coffee source: Fresh beans
User involvement: Touch of a button
Product Type: Full automatic espresso machine
Drinks: Iced coffee, Travel Mug, Espresso Lungo, Ristretto, Flat white, Café au lait, Ice latte, Iced cappuccino, Americano with ice cubes, Ice-cold caffè crema, Ice-cold café au lait, Iced coffee latte, Espresso with ice cubes, Frothed milk, Espresso, Coffee, Cappuccino, Latte macchiato, Hot water, Americano, Caffè crema, Caffè latte,
Pre-programmed drinks: 20
Number of servings: 2
Pressure: 15 bar
Built-in grinder: Yes
Grinder settings: 12
Bean container capacity: 275g
Milk frothing: Yes
Milk solution: Latte Go
Milk container: 0,26l
Capacity Watertank: 1,8l
Profiles: 4 + guest
Primary Material: Plastic
Secondary Material: Metal
Technology: Latte Go, Silent Brew, Quick Start
Interface: Intuitive TFT display
Warranty: 2 years
Connectivity: No
Dishwasher safe parts: Yes

Country of Origin

Produced In: China

Energy efficiency

Standby mode power consumption: 0.2 W
Off mode power consumption: n/a
Networked standby mode power consumption: n/a
Period before automatic switching into standby mode: 30 Min
Measurement standard: EN 50564:2011

Compatibility

Included Accessories 2: Measuring Spoon
Included Accessories 3: Water Hardness Test Strip
Included Accessories 4: AquaClean Filter
Included Accessories 5: LatteGo Storage Lid
Related Accessories 1: Coffee oil removal tablets
Related Accessories 2: Espresso machine descaler
Related Accessories 3: Cleaning brush
Related Accessories 4: Philips brew group lubricant

