



# RAZER BLACKSHARK V2 X

MASTER GUIDE

# CONTENTS

1. WHAT'S INSIDE .....	2
2. WHAT'S NEEDED .....	3
3. LET'S GET YOU COVERED .....	3
4. TECHNICAL SPECIFICATIONS .....	4
5. USING YOUR RAZER BLACKSHARK V2 X .....	5
6. SAFETY AND MAINTENANCE .....	7
7. LEGAL.....	8

---

## 1. WHAT'S INSIDE

- Razer BlackShark V2 X



- A. Adjustable padded headband
- B. Memory foam ear cushions
- C. Razer™ HyperClear cardioid microphone
- D. 3.5 mm audio + mic jack
- E. Volume control knob
- F. Mic mute button

- Important Product Information Guide

---

## 2. WHAT'S NEEDED

- PS5® console
- PC (Windows®10 64-bit or higher)
- Devices with 3.5 mm audio ports

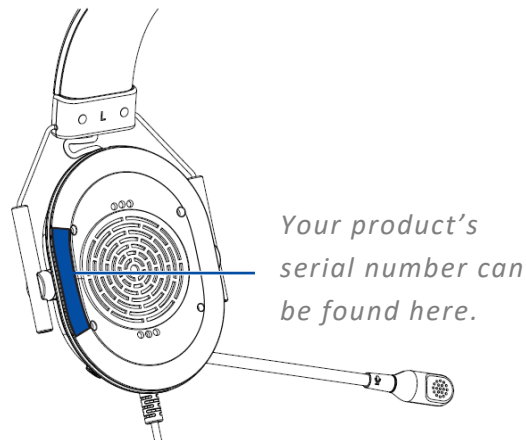
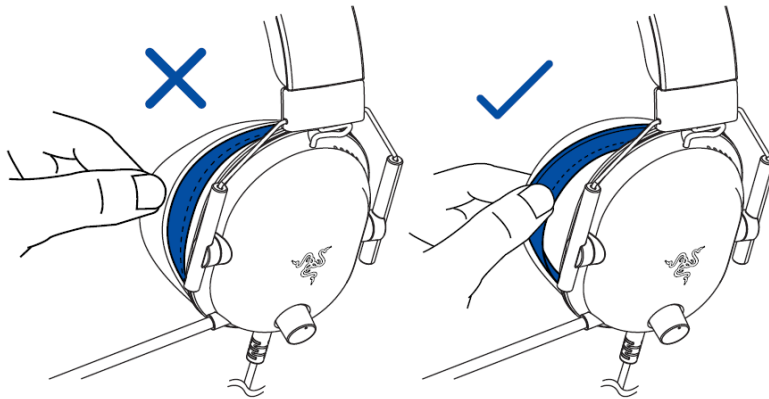
**!** *PC compatibility not tested nor endorsed by Sony Interactive Entertainment Inc.*

---

## 3. LET'S GET YOU COVERED



Register your product and score exclusive benefits  
[razerid.razer.com/warranty](https://razerid.razer.com/warranty)



*Your product's  
serial number can  
be found here.*

---

## 4. TECHNICAL SPECIFICATIONS

### HEADPHONES

- Frequency response: 12 Hz – 28 KHz
- Impedance: 32  $\Omega$  @ 1 KHz
- Sensitivity (@ 1 KHz): 100 dB SPL / mW, 1 KHz
- Drivers: Customized Dynamic 50 mm Driver
- Inner ear cup diameter: 63 mm x 43 mm / 2.48 in x 1.69 in
- Connection type: Analog 3.5 mm
- Cable length: 1.3 m / 4.27 ft.
- Approx. weight: 250 g / 0.55 lbs
- Oval ear cushions: Breathable memory foam cushions

### MICROPHONE

- Frequency response: 100 Hz – 10 KHz
- Signal-to-noise ratio: 60 dB
- Sensitivity (@1 kHz): -42 dB V/Pa,1KHz
- Pick-up pattern: Unidirectional
- Mute Function: Click-to-mute

### ON-EARCUP CONTROLS

- Volume up and down
- Mic mute on/off toggle

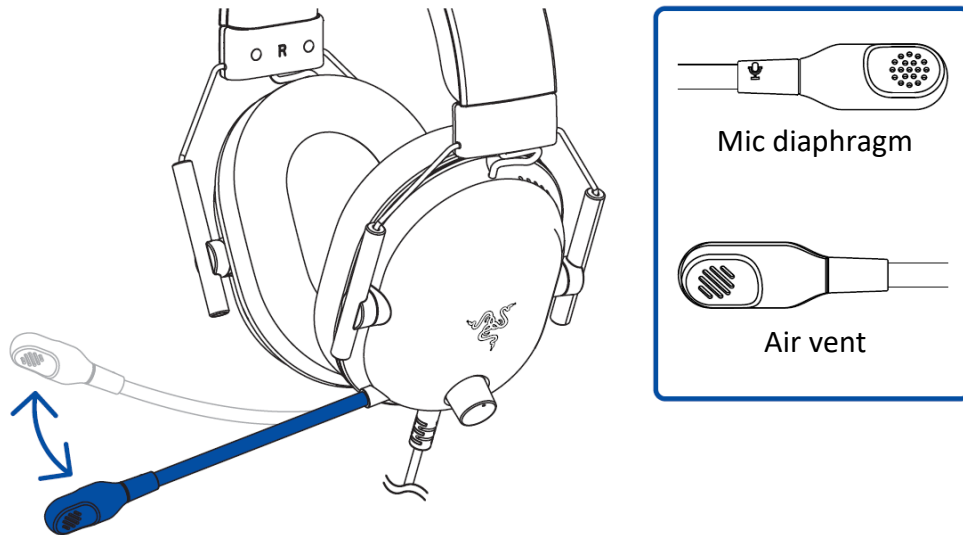
### AUDIO USAGE

- Audio Usage: Devices with 3.5 mm audio jack
- PlayStation Tempest 3D Audio

---

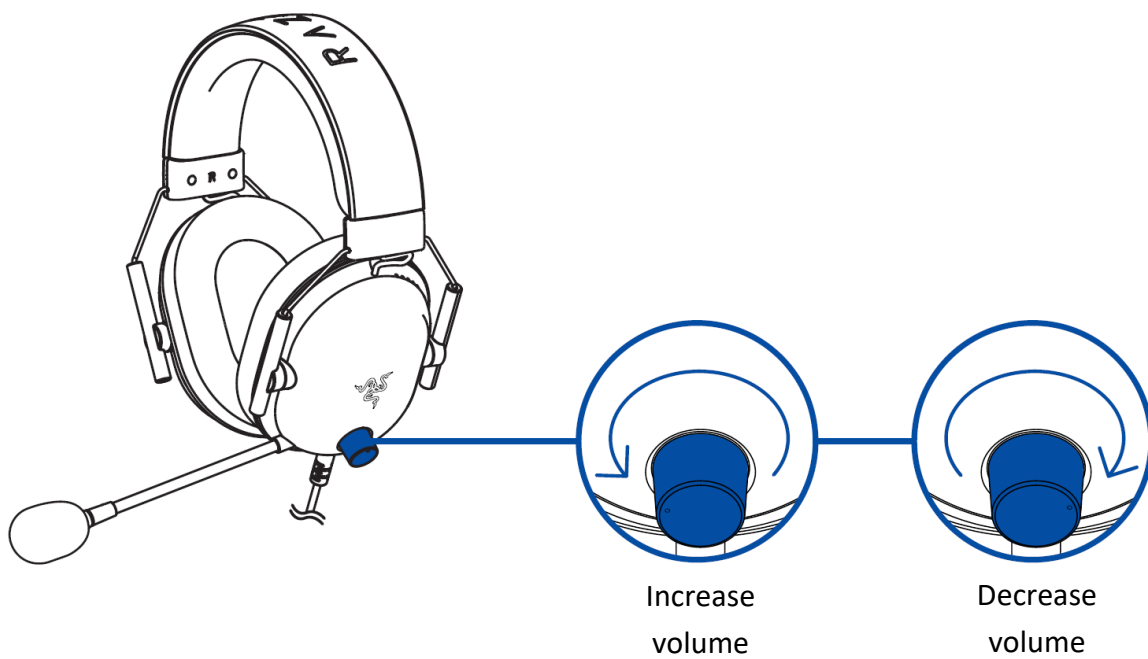
## 5. USING YOUR RAZER BLACKSHARK V2 X

### RAZER™ HYPERCLEAR CARDIOID MICROPHONE

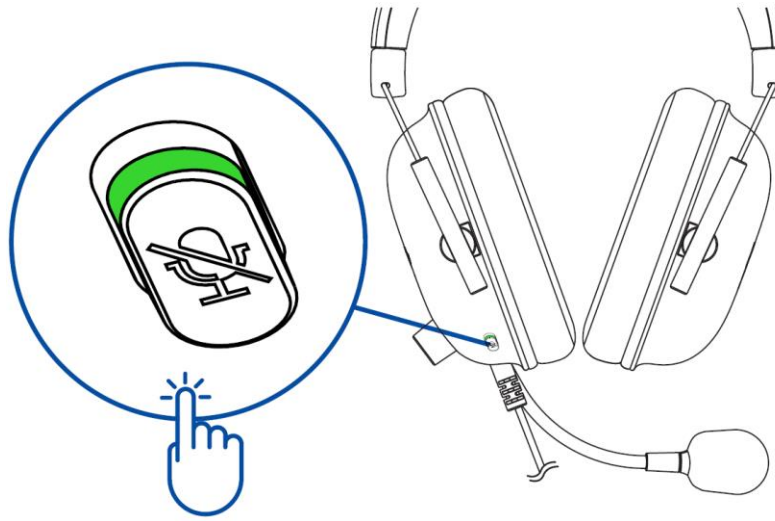


**!** *The recommended mic-to-mouth distance for optimal sound capture is 1.5 cm to 3 cm (0.59 in to 1.18 in).*

### VOLUME CONTROL KNOB



# MIC MUTE BUTTON



---

## 6. SAFETY AND MAINTENANCE

### SAFETY GUIDELINES

To achieve maximum safety while using your Razer BlackShark V2 X, we suggest that you adopt the following guidelines:

If you have trouble operating the device properly and troubleshooting does not work, unplug the device and contact the Razer hotline or contact [support.razer.com](https://support.razer.com) for assistance.

Don't take apart the device, and don't attempt to operate it under abnormal current loads. Doing so will void your warranty.

Keep the device away from liquid, humidity or moisture. Operate the device only within the specific temperature range of 0°C (32°F) to 40°C (104°F). Should the temperature exceed this range, unplug and/or switch off the device to let the temperature stabilize to an optimal level.

We recommend stretching the headset gently apart before placing it over your head to minimize headband stress. However, please avoid overstretching the headset beyond its technical limits.

The device isolates external ambient sounds even at low volumes, resulting in lowered awareness of your external surroundings. Please remove the device when engaging in activities requiring active awareness of your surroundings.

Listening to excessively loud volumes over extended periods can damage your hearing. Furthermore, legislation of certain countries permits a maximum sound level of 86db to affect your hearing for 8 hours a day. We therefore recommend that you reduce the volume to a comfortable level when listening for prolonged periods. Please take good care of your hearing.

### MAINTENANCE AND USE

The Razer BlackShark V2 X requires minimum maintenance to keep it in optimum condition. Once a month, we recommend you unplug the device from the computer and clean it using a soft cloth or cotton swab to prevent dirt buildup. Don't use soap or harsh cleaning agents.




---

## 7. LEGAL

### COPYRIGHT AND INTELLECTUAL PROPERTY INFORMATION

©2024 Razer Inc. All rights reserved. Razer, the triple-headed snake logo, Razer logo, and “For Gamers. By Gamers.” are trademarks or registered trademarks of Razer Inc. and/or affiliated companies in the United States or other countries. All other trademarks are the property of their respective owners.

", "PlayStation", "PS5", and “PlayStation Shapes Logo (gradated)” are registered trademarks or trademarks of Sony Interactive Entertainment Inc. All other trademarks are the property of their respective owners. Manufactured and distributed under license from Sony Interactive Entertainment Inc. or its affiliates.

Windows and the Windows logo are trademarks of the Microsoft group of companies.

Razer Inc. (“Razer”) may have copyright, trademarks, trade secrets, patents, patent applications, or other intellectual property rights (whether registered or unregistered) concerning the product in this guide. Furnishing of this guide does not give you a license to any such copyright, trademark, patent or other intellectual property right. The Razer BlackShark V2 X (the “Product”) may differ from pictures whether on packaging or otherwise. Razer assumes no responsibility for such differences or for any errors that may appear. Information contained herein is subject to change without notice.

### LIMITED PRODUCT WARRANTY

For the latest and current terms of the Limited Product Warranty, please visit [razer.com/warranty](https://www.razer.com/warranty).

### LIMITATION OF LIABILITY

Razer shall in no event be liable for any lost profits, loss of information or data, special, incidental, indirect, punitive or consequential or incidental damages, arising in any way out of distribution of, sale of, resale of, use of, or inability to use the Product. In no event shall Razer’s liability exceed the retail purchase price of the Product.

### GENERAL

These terms shall be governed by and construed under the laws of the jurisdiction in which the Product was purchased. If any term herein is held to be invalid or unenforceable, then such term (in so far as it is invalid or unenforceable) shall be given no effect and deemed to be excluded without invalidating any of the remaining terms. Razer reserves the right to amend any term at any time without notice.