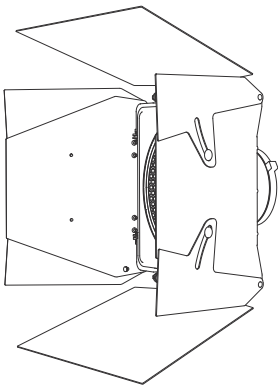


# SmallRig



## **RA-BD08 8-leaf Barndoors**

User Manual

In order to ensure user's safety and prevent the product damages caused by any improper use, please carefully read the "Warnings" below and properly keep this User Manual for future reference.

## **Foreword**

Thank you for purchasing SmallRig's product.

## **Warnings**

- Please read this User Manual carefully.
- Please keep the User Manual properly, and be sure to attach this User Manual when handing over the product to others.
- Please heed all warnings and follow all instructions in the owner's manual.

## **Intended Use**

- Please read this User Manual carefully, especially the "Warnings".
- Please use or store the product in the environment mentioned herein.
- It will be regarded as improper use when the users are not correctly following the User Manual or using the product under the specific working condition.

## **Product Description**

SmallRig RA-BD08 8-leaf Barndoors is a professional light-shaping tool. It can be used to block the light, allowing the photographer to control the light diffusion without altering the light characteristics.


Each leaf of the 8-leaf barndoors can be adjusted independently and can be rotated 360° on the lamp fixture in order to control and shape the light.

A standard 30° honeycomb grid effectively limits the range of light, irradiating only a small area.

The product is provided with magnetic clips for various colored papers, which can be easily swapped out, and the 4-point magnetic design ensures quick installation while providing great stability.

The product is also provided with an adapter ring of Bowens mount. In addition to being used together with a COB LED video light with a Bowens mount, the barndoor can also be directly installed on Fresnel lens and 18cm standard reflector to meet more lighting needs.

## In the Box



8-leaf Barndoors ×1



Adapter Ring of  
Bowens Mount ×1



30° Honeycomb  
Grid ×1



Gel Holder ×1



User Manual ×1

## Assembly & Disassembly




Use case 1: Install it onto the COB LED video light using adapter ring of Bowens mount



Use case 2: Assemble it with Fresnel lens and standard reflector, then fit it to COB LED video light



1. Install the adapter ring of Bowens mount, Fresnel lens, and standard reflector onto the barndoors by turning the toggle switch on the side of the barndoors



2. Grip the honeycomb grid and pull the handle to insert the honeycomb grid into the groove



3. Cut the colored paper to the appropriate size and secure it to the barndoors using the magnetic paper clip. Just pinch the small handle of the colored paper clip to remove it



4. Adjust the leaf freely according to the required shooting scene

Note: Do not turn on the light when the leaves are not opened to prevent burns caused by high temperature

Be aware of the high temperature when using the barndoor for an extended period of time

## Specifications

Product Name	SmallRig RA-BD08 8-leaf Barndoors
Light Compatibility	Bowens Mount
Folded Dimensions	10.8 × 9.5 × 4.5in
Honeycomb Grid	30°
Honeycomb Grid Diameter	Φ6.3in
Colored Paper Clip Diameter	Φ6.9in
Product Weight	2.81lbs

## Service Warranty

Please keep your original receipt and guarantee card. Be sure the dealer has written on it the date of purchase and SN of the product. These are required for warranty service.

### After-sale warranty terms:

1. 7 Days DOA Return Policy: Within 7 days from the date of the package receipt, return or replacement can be done if the item received is malfunctioning or physical damaged (not caused by human abused), return shipping cost will be on SmallRig's charge.
2. SmallRig products are entitled to warranty services as of the date of payment.
  - Electronic products: 1-year warranty, 1-year free warranty service.
  - Non-electronic products: 2-year warranty, 2-year free warranty service.

Note: In case of any conflict between our warranty period policy and applicable laws and regulations of the country/region where the products are sold, the latter shall prevail.

### This warranty does not cover:

1. Defect caused by users' violation of the "Warnings" and "Intended Use".
2. The product identification or SN label is removed or defaced in any way.
3. Product damage caused by problems not attributable to the quality of the products such as improper use of the products.
4. Product damage caused by unauthorized modification, disassembly, repair and other acts.
5. Product damage caused by fires, floods, lightning and other force majeure factors.

### Warranty Mode:

For the products within the scope of warranty, SmallRig will repair or replace them on the basis of specific failures; the repaired / replaced products / parts are entitled to the remaining part of the original warranty period.

## Contact Information:

- You're advised to contact the online customer service personnel of corresponding shopping platform and submit a repair service application.
- You may also apply for repair service through SmallRig's service email.  
Service Email: support@smallrig.com  
For more support information: [www.smallrig.com/support](http://www.smallrig.com/support)

## Guarantee Card

ID No.	
Item Name	
Purchase Date	
User Name	
Mobile	
Address	
Receipt	

EC	REP	Prolinx GmbH Brehmstr.56,40239 Duesseldorf Germany eu@eulinx.eu
----	-----	-----------------------------------------------------------------------

UK	REP	Prolinx Global LTD 27 Old Gloucester Street London,WC1N3AX, UK eu@eulinx.eu
----	-----	-----------------------------------------------------------------------------------

# CE RoHS



Manufacturer: Shenzhen Leqi Network Technology Co., Ltd.

Add: Rooms 103, 501 and 601, Building 5, Fenghe Industrial Park, Nos. 1301-50 Guangang Road, Longhua District, Shenzhen, Guangdong, China.

Consignor: Shenzhen LC Co., Ltd.

Add: Rooms 602, Building 5, Fenghe Industrial Park, No. 1301-50 Guangang Road, Xinlan Community, Guanlan Street, Longhua District, Shenzhen, Guangdong, China.

Made in China

[www.smallrig.com](http://www.smallrig.com)