

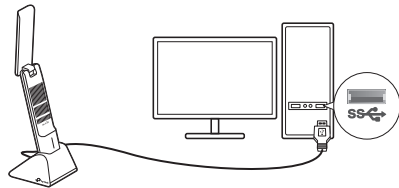
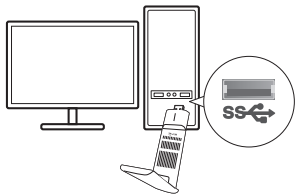
# 1 Connect to a Computer

Note: It is recommended to connect the adapter to a USB 3.0 (  ) port.

Option 1: Directly

Option 2: Via the USB Extension Cable

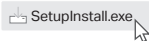
## Wireless USB Adapter



Images are for demonstration only.

## 2 Install Driver





- Go to **My Computer** or **This PC**.
- Double click the **TP-Link CD-ROM** then run **SetupInstall.exe** to install driver.

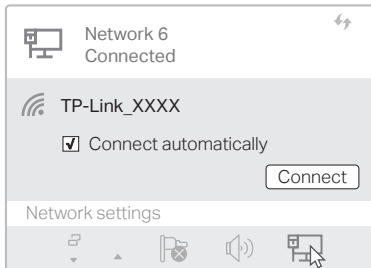


Notes:

- If you cannot find the setup program, please download the driver at [www.tp-link.com/support](http://www.tp-link.com/support).
- If an unknown publisher message pops up, select **Yes** to continue.
- If Windows User Account Control requires admin credentials, type user name and password of your Windows administrator account.

## 3 Join a Wireless Network

- Click the network icon on the taskbar (the icon might look like one of these: , , , or ).
- Select your Wi-Fi network, click **Connect** and enter the password when prompted.



## Troubleshooting



If you have problems during the installation, please refer to the following online FAQs.

- T1. Can't find the hardware version of the adapter:**  
<https://www.tp-link.com/faq-46.html>
- T2. Can't find or connect to the wireless networks:**  
<https://www.tp-link.com/faq-2253.html>
- T3. Can't install the driver:**  
<https://www.tp-link.com/faq-2252.html>

## Support

For technical support, replacement services, user guides, and other information, please visit

<https://www.tp-link.com/support>, or simply scan the QR code.



- Do not attempt to disassemble, repair, or modify the device. If you need service, please contact us.
- Do not use the device where wireless devices are not allowed.
- Keep the device away from water, fire, humidity or hot environments.
- This equipment can be powered only by equipments that comply with Power Source Class 2 (PS2) or Limited Power Source (LPS) defined in the standard of IEC 62368-1.

Operation of transmitters in the 5.925-7.125 GHz band is prohibited for control of or communications with unmanned aircraft systems.

TP-Link hereby declares that the device is in compliance with the essential requirements and other relevant provisions of directives 2014/53/EU, 2011/65/EU and (EU) 2015/863.

The original EU Declaration of Conformity may be found at <https://www.tp-link.com/en/support/ce>

TP-Link hereby declares that the device is in compliance with the essential requirements and other relevant provisions of the Radio Equipment Regulations 2017.

The original UK Declaration of Conformity may be found at <https://www.tp-link.com/support/ukca>