

BOOMPDS®

sportpods ocean

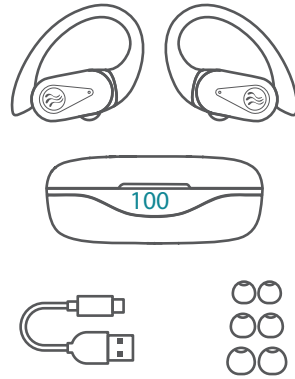
The sustainably made true wireless earbuds

But how is this possible? I mean, this was plastic waste!

Yes. But when it comes to the most common used materials we're collecting, for instance PET bottles, this waste already had food grade during its first lifecycle. After collecting it, our local teams are washing and sorting the plastic which is then shredded into flakes. After this step, the innovative technology we have developed with the Swiss University of Applied Sciences OST, takes over: We transform these flakes into pellets in a pure mechanical process, neither chemicals nor virgin plastics are being added. We use the latest technology and apply physical methods (vacuum, decompression, degassing, melting) to transform waste and extend the molecular chains of these wasted polymers. The result is a strong, clean and reliable material.

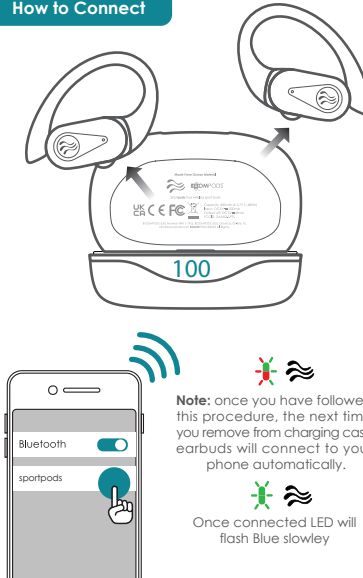


In the Box



The recycled ocean plastic used to make this product may have traces of the wide mix of types of plastics collected, this can allow some minor black spots and imperfections to appear upon the surface. These are normal and do not affect the performance of the product. The material is unique in character and happy not to be in the Sea.

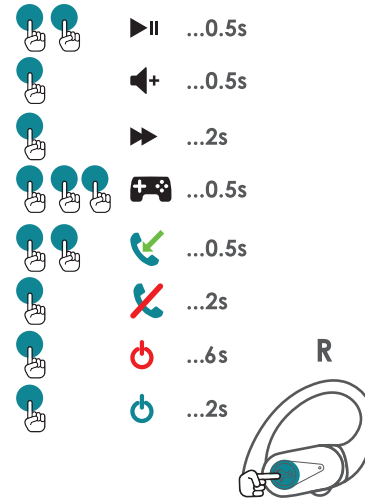
How to Connect



Note: once you have followed this procedure, the next time you remove from charging case earbuds will connect to your phone automatically.

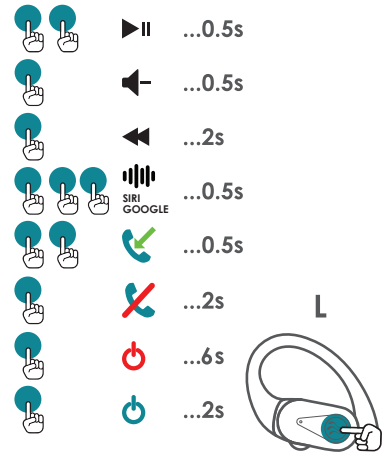
Once connected LED will flash Blue slowley

Touch Controls



Your earbuds come pre-set as below but you can customise to how you want through the boompods APP

If not connected earbuds will power down after 5 mins



Charging



Once the earbuds are placed inside the case, the left and right charging indicators will light up to indicate that they are charging. Once fully charged, these indicators will show a fully lit status, like below:

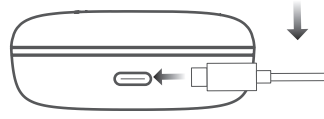


Charging buds



OR check Buds battery status at any time you can open the Boompods App.

Charging case



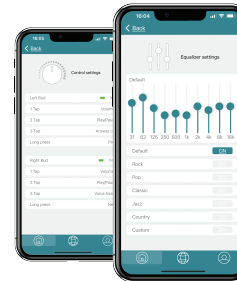
Reset



In the unlikely case of any pairing problem Place earbuds into charging case and go to the Boompods App and select Reset.



Further enhance your experience by downloading the Boompods App.



Download on the App Store



ANDROID APP ON Google play

BOOMPDS®

Online manuals:



Battery: 50mAh Built-in Lithium Battery
Case battery: 400mAh Lithium Battery
Charge time: 1.5 hrs
Frequency: 20Hz - 20KHz
Microphone Type: MEMS Omni-directional
Sensitivity: -22.5dB @ 1kHz
Mic frequency range: 100Hz - 10kHz
Operating temperature: -0c - 45c
Bluetooth: V5.3
IPX Rating: IPX4
Play time: 6hrs (1 charge) total 25hrs

The Declaration of Conformity can be found at: <https://www.boompods.com/product/sportpods ocean>
Hereby, Boompods declares that the radio equipment type [Earphone with Bluetooth] is in compliance with Directive 2014/53/EU, FCC ID: 2A36Q-SPTS



iPod, iPhone, and iPad are trademarks of Apple Inc. registered in the US and other countries. Android is a registered trademark of Google Inc., registered in the US and other countries.

BOOMPDS is a trademark of BOOMPDS LTD. BOOMPDS ©2023 All Rights.
BOOMPDS Ltd (UK) Norwich NR11 7AQ, UK
BOOMPDS (EU) Granica, 05-504, PL
info@boompods.com Registered No: 08147066. Made in China.