

LFD - SIGNAGE DISPLAYS**INFORMATION****32" Full HD professional digital signage display with advanced control and connectivity options**

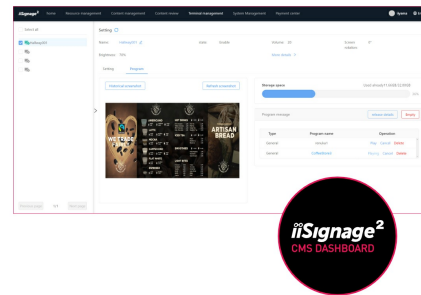
Elevate your visual communication with the LH3260HS-B1AG and unlock the new possibilities for your business. This 500cd/m² high brightness display is a powerful business tool that takes your marketing and communication efforts to the next level. With its Android 11 OS, [iiSignage²](#) content management software, Signal FailOver and [EShare](#) features, this display offers a straightforward user experience, making content creation, management, and sharing a breeze.

This ELED VA display consumes significantly less power compared to DLED IPS while maintaining the same level of brightness. Its versatile orientation, sleek design, and 24/7 reliability ensure it seamlessly integrates into any business environment. Whether it's used in retail, corporate, hospitality, or educational settings, the LH3260HS-B1AG will undoubtedly captivate your audience and leave a lasting impression.



Android OS

Thanks to Android OS, you can easily customize the display to your needs by installing applications directly to it.



iiSignage²

iiSignage² is our digital signage content management platform to easily show and control your content and to manage your displays in a secure way. The Content Management System (CMS) gives you total control of your messaging and advertising remotely and safely.



Signal FailOver

FailOver is a feature which automatically detects input sources. When there is no signal on the default input it will automatically switch to the next available input. FailOver allows customers to prioritize a number of inputs (incl. Browser, Media Player and Custom) and ensures your content is always actively displayed, assuring active content at all times.



Ultra Slim

With 50 percent depth saving over similar models, the jaw-dropping and best in class 40mm total depth display can be installed discretely and elegantly in all areas.

SPECIFICATION

01 DISPLAY CHARACTERISTICS

Design	Thin bezel
Diagonal	31.5", 80cm
Panel	VA, AG coated glass, matte finish, hard coating (3H), haze 25%
Native resolution	1920 x 1080 @60Hz (2.1 Megapixels, Full HD)
Aspect ratio	16:9
Panel brightness	500 cd/m ²
Static contrast	4000:1
Response time (GTG)	8ms
Viewing zone	horizontal/vertical: 178°/178°, right/left: 89°/89°, up/down: 89°/89°
Colour support	16.7mln 8bit (+FCR, NTSC 87%)
Horizontal Sync	28 - 160kHz
Viewable area W x H	698.4 x 392.85mm, 27.5 x 15.5"
Bezel width (sides, top, bottom)	9mm, 9mm, 9mm
Pixel pitch	0.364mm
Bezel colour and finish	black, matte

02 INTERFACES / CONNECTORS / CONTROLS

Digital signal input	HDMI x3 (v.2.0, max. 1920x1080 @60Hz)
Monitor control input	RS-232c x1 (2.5mm sub-mini jack) RJ45 (LAN) x1 IR x1
Audio output	Mini jack x1 Speakers 2 x 10W
HDCP	v.1.4 & 2.2
USB ports	x2 (v.2.0)

03 FEATURES

Integrated software	Android 11 OS, iiSignage ² , FailOver, EShare
WiFi	yes (Built-in, 802.11ac)
Hardware	CPU: A53*4, GPU: G52 MP2, RAM: 2GB, ROM: 16GB
Extra	Wall mounting kit included (VESA 150x200mm)
Max. non-stop operating time	24/7
Anti image retention	yes
Media playback	yes
Housing (bezel)	plastic

04 GENERAL

OSD languages	EN, DE, FR, ES, IT, CN, RU, JP, CZ, NL, PL, SV, FI, DA, NB
Control buttons	Power button, Power Indicator, Remote Sensor
User controls	picture (brightness, contrast, sharpness, black level, tint, colour, noise reduction, gamma selection, colour temperature, colour control, over scan, picture reset), screen (zoom mode, custom zoom, screen reset), Audio (balance, treble, bass, volume, audio out, maximum volume, minimum volume, mute, audio out sync, speaker setting, audio reset), configuration 1 (switch on state, panel saving, RS232-routing, boot on source, WOL, configuration 1 reset, factory reset), Configuration 2 (OSD timeout, OSD H-Position, OSD V-position, system rotation, information OSD, logo and animation logo setting, animation setting, monitor ID, monitor information, HDMI version, configuration 2 reset), advanced option (IR control, off timer, schedule, HDMI with one wire, HDMI with one wire power off, FailOver, language, OSD transparency, power saving, advanced option reset), Android settings (network & internet, apps & notifications, display, signage display, security, language & input, date & time, about device)
Plug&Play	DDC2B

05 MECHANICAL

Orientation	landscape, portrait
Fanless design	yes
VESA mounting	150 x 200mm
Operation temperature range	0°C - 40°C
Storage temperature range	- 20°C - 60°C
MTBF	50.000 hours (excluding backlight)

06 ACCESSORIES INCLUDED

Cables	power (1.8m), HDMI (1.8m), RS-232c (1.8m)
Guides	quick start guide, safety guide
Other	Wall mount bracket, Wall mount guide, Screws, Screw anchors, Stickers for screw holes
Remote control	yes (batteries included)

07 POWER MANAGEMENT

Power supply unit	internal
Power supply	AC 100 - 240V, 50/60Hz
Power usage	40W typical, 0.5W stand by, 0.3W off mode

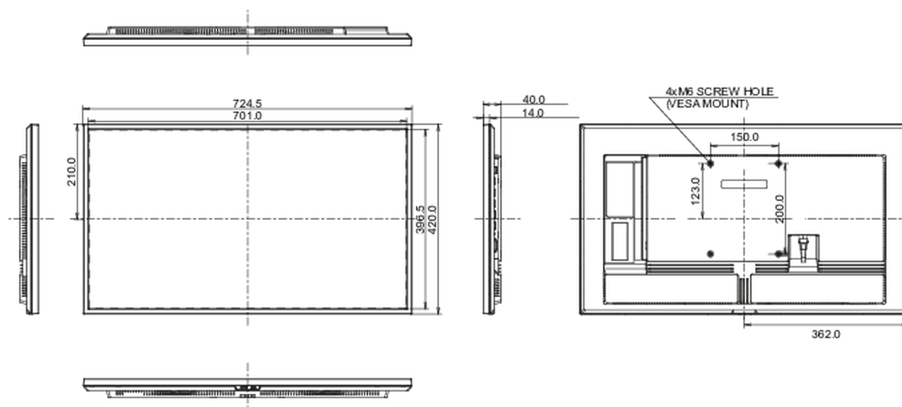
08 SUSTAINABILITY


Regulations	CB, CE, TÜV-Bauart, EAC, RoHS support, ErP, WEEE, REACH, UKCA
Energy efficiency class (Regulation (EU) 2017/1369)	G

09 DIMENSIONS / WEIGHT

Product dimensions W x H x D	724.6 x 419.8 x 40mm
---	----------------------

Box dimensions W x H x D	795 x 520 x 115mm
Weight (without box)	5.4kg
Weight (with box)	7.3kg
EAN code	4948570122288







All trademarks and registered trademarks acknowledged. E & O E. Specification subject to change without notice. All LCD's comply with ISO-9241-307:2008 in connection with pixel defects. © **Iiyama Corporation. All Rights Reserved**