
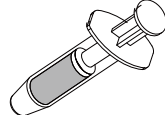

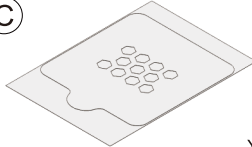

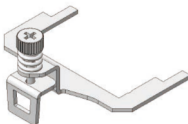








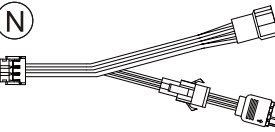




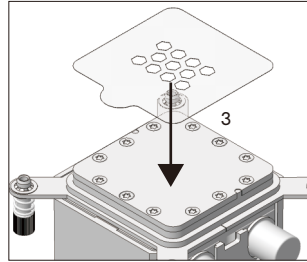
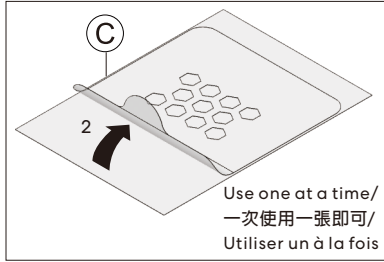
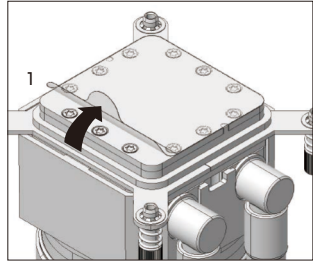
GA II TRINITY PERFORMANCE 360



Hardware List/零件盒部品一覽表/Liste du matériel

<p>(A)</p>  <p>(1g) X1</p>	<p>(B)</p>  <p>X1</p>	<p>(C)</p>  <p>X2</p>
<p>(D)</p>  <p>X12</p>	<p>(E)</p>  <p>X2</p>	<p>(F)</p>  <p>X1</p>
<p>(G)</p>  <p>1700 X1</p>	<p>(H)</p>  <p>115X X1</p>	<p>(I)</p>  <p>X4</p>
<p>(J)</p>  <p>X1</p>	<p>(K)</p>  <p>X1</p>	<p>(L)</p>  <p>X1</p>
<p>(M)</p>  <p>X1</p>	<p>(N)</p>  <p>X1</p>	

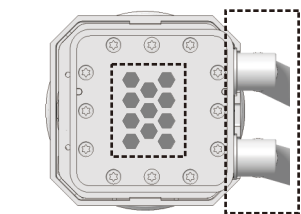
Apply thermal paste/塗上散熱膏步驟/Appliquer de la pâte thermique



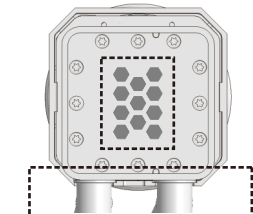
Use one at a time/
一次使用一張即可/
Utiliser un à la fois



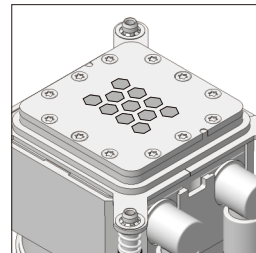
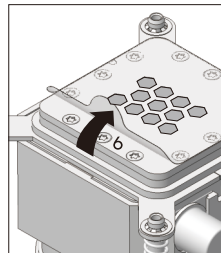
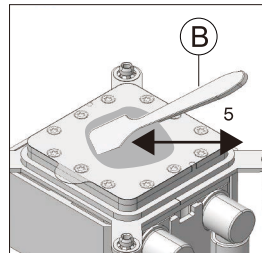
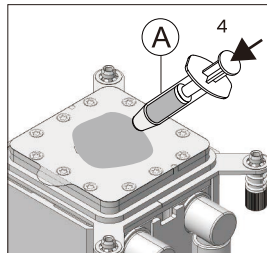
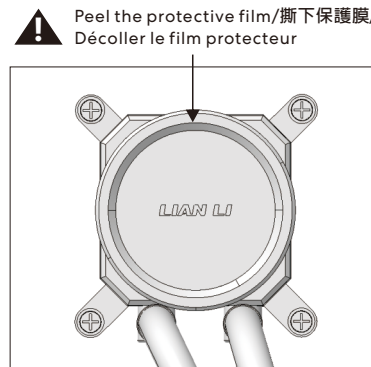
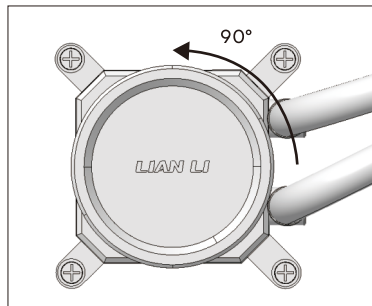
The control film direction depends on the CPU, please follow left reference to place the control film as different tube orientation/
膜片方向根據CPU方向決定，請按照左圖不同出水方向貼上膜片/
The control film direction depends on the CPU, please follow left reference to place the control film as different tube orientation



Default Orientation/出廠預設形式/
Orientation par défaut



Rotate Orientation/旋轉形式/
Faire pivoter l'orientation

Rotate the pump/可轉動水冷頭/
Faire tourner la pompe

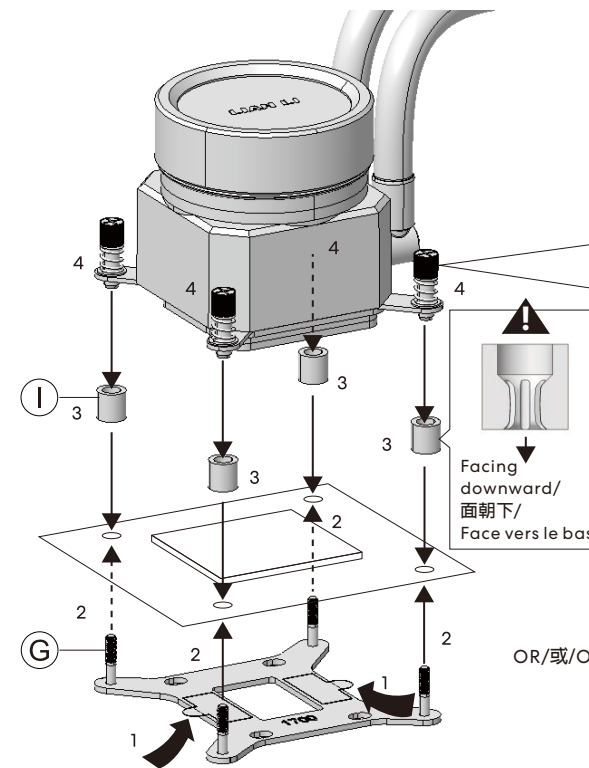
Default Orientation/出廠預設形式/Orientation par défaut

Rotate Orientation/旋轉形式/Faire pivoter l'orientation

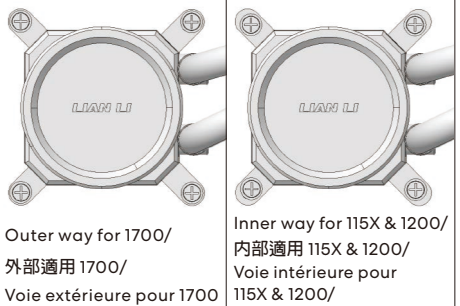
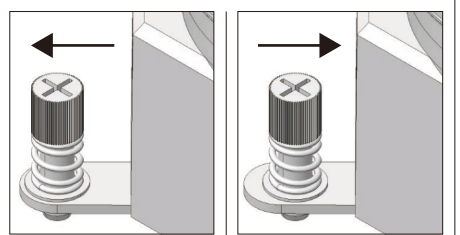


In consideration of performance, only offer these 2 tubes outlet orientation/
效能考量之下，僅支援安裝此兩種水管出水方向/
Compte tenu des performances, ne proposer que ces 2 tubes orientation sortie

Intel LGA1700 / 115X / 1200



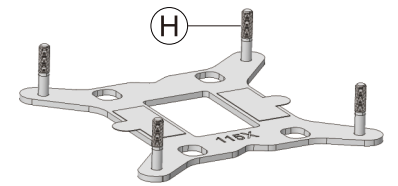
Adjust position/推動調整/Ajuster la position



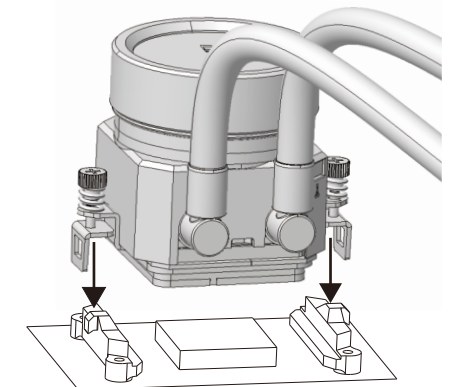
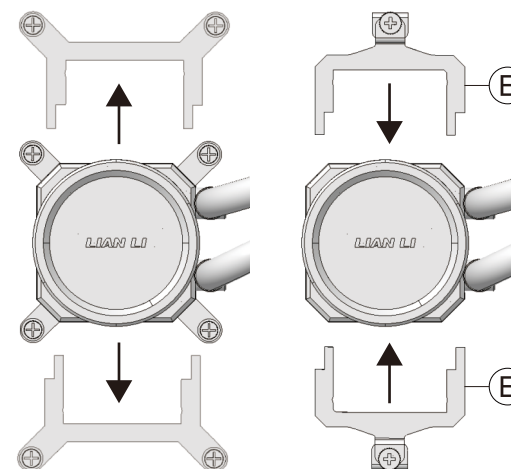
Outer way for 1700/
外部適用 1700/
Voie extérieure pour 1700

Inner way for 115X & 1200/
內部適用 115X & 1200/
Voie intérieure pour 115X & 1200/

OR/或/OU

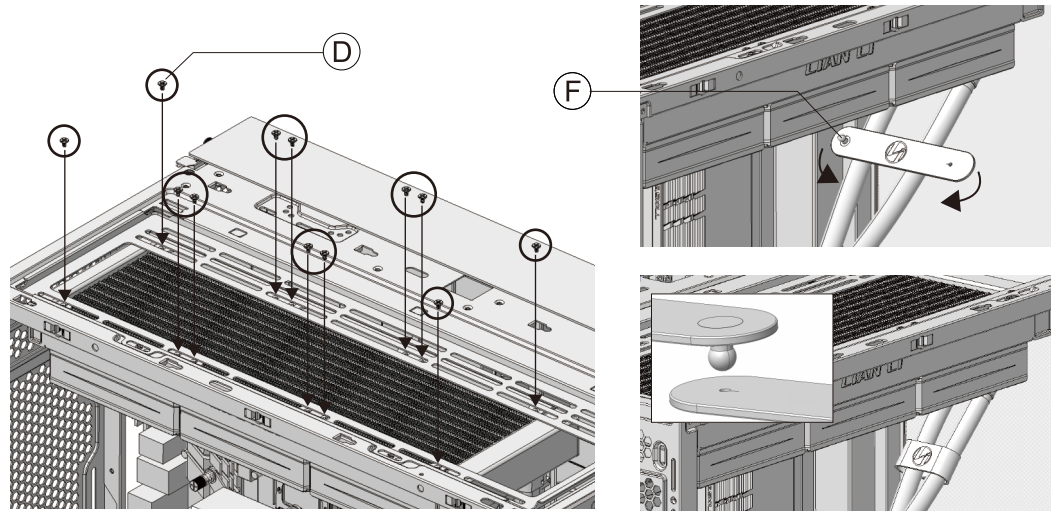


AMD Am4

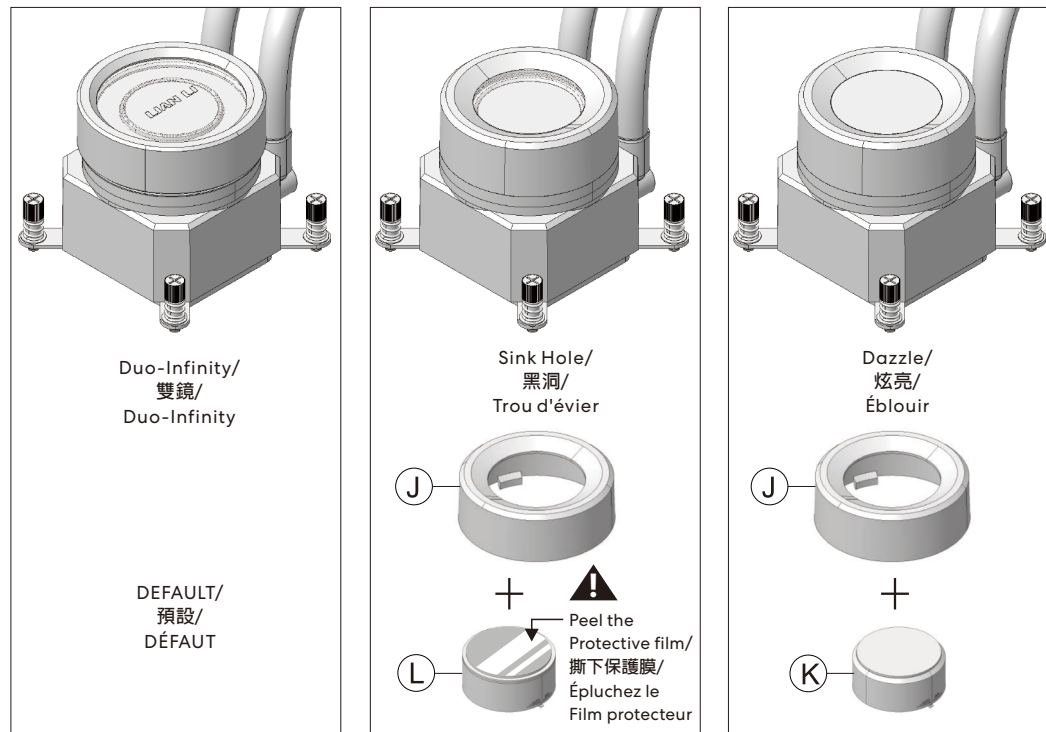


Secure the AMD latch onto the platform's retention clip and tighten with spring nut/
將AMD側扣扣在平台的卡扣上，鎖緊彈簧螺母/
Fixez le loquet AMD sur la plate-formeclip de retenue et serrer avec l'écrou à ressort

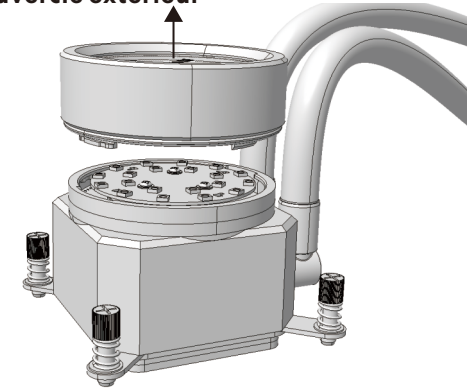
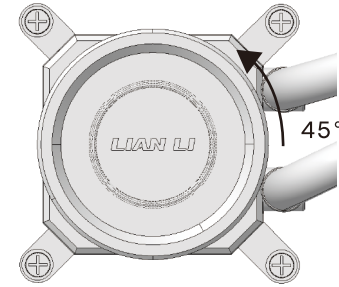
**Mount in the chassis/安裝於機箱/
Monter dans le châssis**



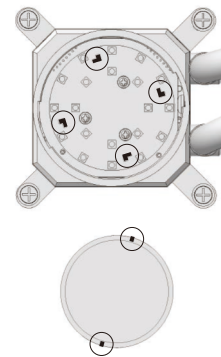
Customize pump cover/更換冷頭外觀/Personnaliser le couvercle de la pompe



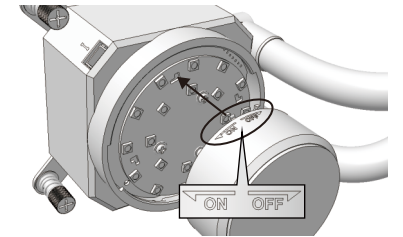
Remove the outer cover/卸除外觀件/Retirer le couvercle extérieur



Install the inner cover L & K/安裝L與K注意事項/Installez le couvercle intérieur L & K

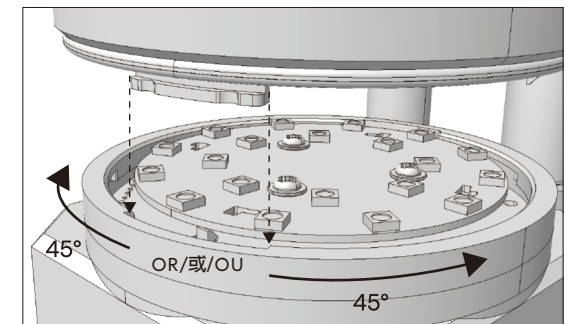
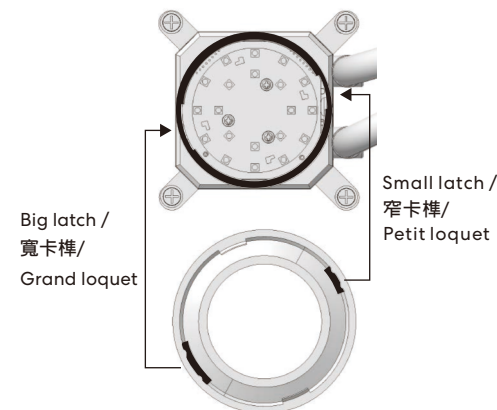


Hold on top of the latch for easier positioning with force/
請握持卡榫上方處較為方便施力
轉動至定位/
Maintenez le haut du loquet pour un positionnement plus facile avec force



Place the latch in the slot and twist the inner cover to install properly/
對正榫槽，轉動外裝件，確定定位/
Placez le loquet dans la fente et tournez le couvercle intérieur pour l'installer correctement

Install the outer cover & J/安裝預設外觀件與J注意事項/Installez le couvercle extérieur & J



Place the latch in the suitable slot and twist the outer cover to install properly/
對齊正確尺寸的榫槽並轉動外部部件，以確保其就位/
Placez le loquet dans la fente appropriée et tournez le couvercle extérieur pour l'installer correctement


Cable connection of the pump/冷頭接線注意事項/Câble de raccordement de la pompe



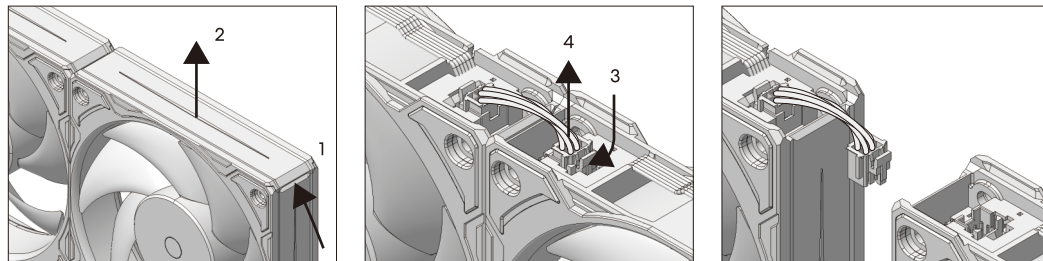
Attention! The cable convex side on the interface shall face downward/

注意! 線材接口凸點靠下安裝/

Attention! Le côté convexe du câble sur l'interface doit être orienté vers le bas



Fan removal/風扇拆卸/Retrait du ventilateur



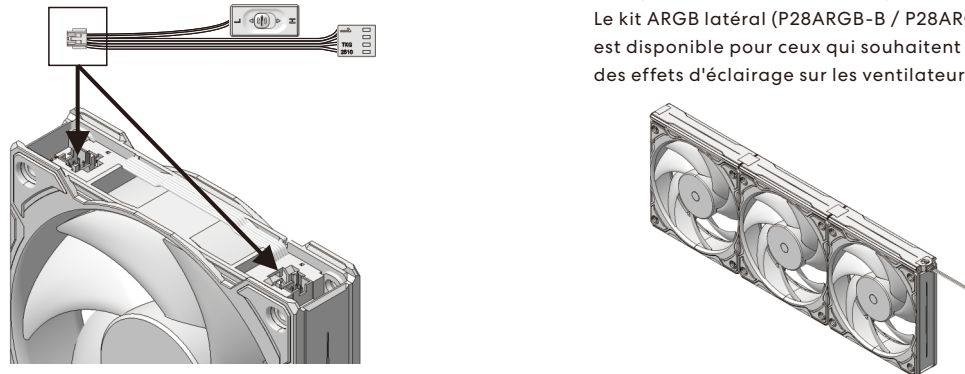
The power adapter cable can either work on both port/ 兩側皆可以接上電源線以通電/

Le câble de l'adaptateur secteur peut fonctionner sur les deux ports

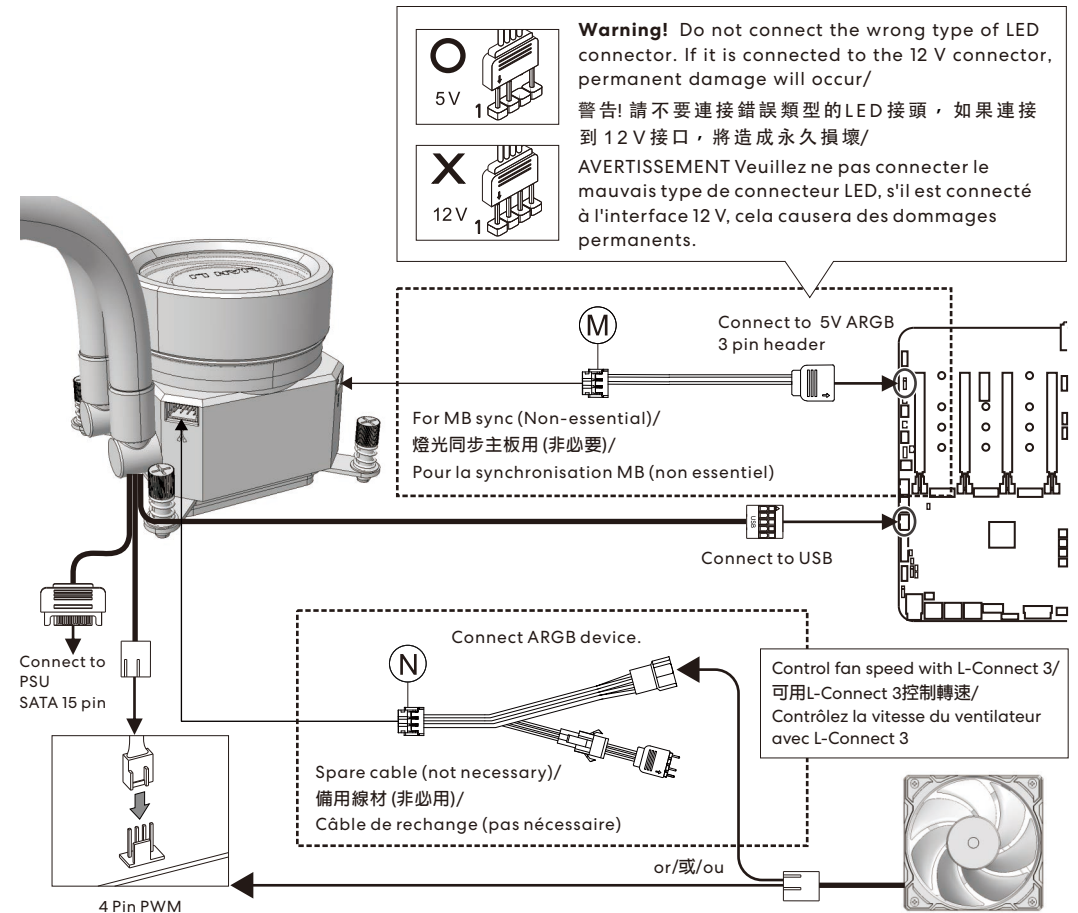
Side ARGB kit (P28ARGB-B / P28ARGB-W) is available for those who would like to obtain lighting effects on the fans/

如果風扇有燈效需求，可另外購買側邊ARGB燈條 (P28ARGB-B / P28ARGB-W)/

Le kit ARGB latéral (P28ARGB-B / P28ARGB-W) est disponible pour ceux qui souhaitent obtenir des effets d'éclairage sur les ventilateurs



Cable Connection Guide/接線指南/Guide de connexion des câbles



Fan speed controller/風扇控制器說明/Régulateur de vitesse du ventilateur

