

PHILIPS

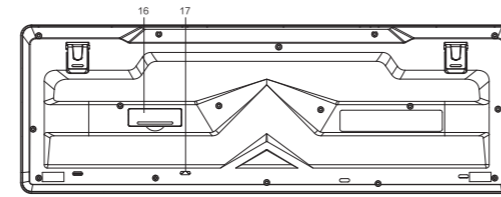
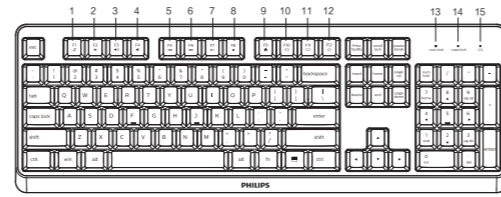
Keyboard

3000 Series

SPK6307BL



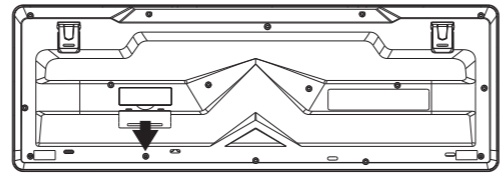
User manual



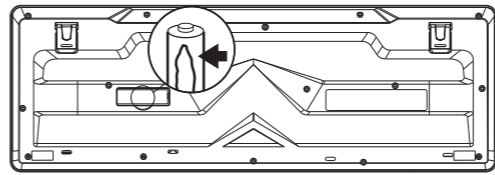
Function overview of the keyboard

- | | | |
|------------------------|------------------------|---------------------------|
| 1. fn+ : Media player | 7. fn+ : Play/Pause | 13. Number lock indicator |
| 2. fn+ : Volume - | 8. fn+ : Stop | 14. Caps lock indicator |
| 3. fn+ : Volume + | 9. fn+ : Homepage | 15. Low battery indicator |
| 4. fn+ : Mute | 10. fn+ : Email | 16. Battery door |
| 5. fn+ : Prev song | 11. fn+ : My computer | 17. Drainage hole |
| 6. fn+ : Next song | 12. fn+ : Favorite | |

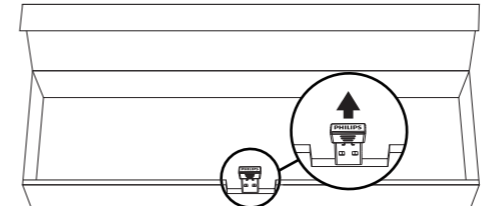
Connection Guide



1. Push the battery door away.



2. Pull off the battery insulating film and then close the battery door.



3. Take out the receiver.



4. Plug the receiver into the USB port of a PC.



2022 © Top Victory Investments Limited . All rights reserved.

Philips and the Philips Shield Emblem are registered trademarks of Koninklijke Philips N.V. and are used under license.

This product has been manufactured by and is sold under the responsibility of Top Victory Investments Limited , and Top Victory Investments Limited is the warrantor in relation to this product.

Specifications are subject to change without notice

Made in China

Register your product and get support at: www.philips.com/welcome

Packaging contents

1. Wireless keyboard
2. Wireless receiver
3. User manual and important information
4. 1*AA battery (inside keyboard)

System requirement

1. 1 x USB port
2. Windows 7, Windows 8, Windows 10 or later, Android 3.2 and above, Mac OS 10.5 or later

Note: Multimedia functions are partially invalid in different OS versions.

Technical specifications

1. Connectivity: 2.4GHz wireless
2. Wireless Effective distance: 15m
3. Keyboard keys lifespan: 8 million keystrokes
4. Power supply: 1*AA Philips battery
5. Interface: USB wireless receiver
6. Product dimension: 442.5x151.4x31mm
7. Product weight: 500g ± 10g
8. Operating temperature range: 0 ° C to 40 ° C
9. Operating humidity range: 10% - 85%.

Trouble shooting

1. Make sure that the USB wireless receiver of the product is correctly plugged into the USB port of the computer.
2. Make sure the computer meets the minimum system requirement.
3. If the distance between the product and the receiver exceeds an effective range, please reduce the distance for better performance.

If you can't solve the problem, please try to find the solution from Philips website or nearest retailer. Please do not disassemble the product by force.

Attention

1. Please use dry and soft cloth to clean the product.
2. Do not fold or bend the product.
3. Do not disassemble the product by force.
4. Do not get in the rain or in the sun or fire.
5. Do not flush directly with water.

Important safety and compliance information

Disposal of product and packing material
Waste Electrical and Electronic Equipment- WEEE

This symbol on the product or on its packaging indicates that this product must not be disposed of with your household waste. Instead, it is your responsibility to dispose of your waste equipment by handing it over to a designated collection point for the recycling of waste electrical and electronic equipment. The separate collection and recycling of your waste equipment at the time of disposal will help to conserve natural resource and ensure that it is recycled in a manner that protects human health and the environment. For more information about where you can drop off your waste equipment for recycling, please contact the local city office, the household waste disposal service or the shop where you purchased the product.

CE Declaration of Conformity
This device complies with the requirements set out in the Council Directive on the Approximation of the Laws of the Member States relating to Electromagnetic Compatibility Directive (2014/30/EU), RoHS directive (2011/65/EU) and Radio Equipment Directive (2014/53/EU) (for Radio Equipment.)
This product has been tested and found to comply with the harmonized standards for Information Technology Equipment, these harmonized standards published under Directives of Official Journal of the European Union.

Federal Communications Commission (FCC) Notice
This equipment has been tested and found to comply with the limits for a Class B digital device, pursuant to Part 15 of the FCC Rules. These limits are designed to provide reasonable protection against harmful interference in a residential installation. This equipment generates, uses and can radiate radio frequency energy and, if not installed and used in accordance with the instructions, may cause harmful interference to radio communications.
However, there is no guarantee that interference will not occur in a particular installation. If this equipment does cause harmful interference to radio or television reception, which can be determined by turning the equipment off and on, the user is encouraged to try to correct the interference by one or more of the following measures:
• Reorient or relocate the receiving antenna.
• Increase the separation between the equipment and receiver.
• Connect the equipment into an outlet on a circuit different from that to which the receiver is connected.
• Consult the dealer or an experienced radio/TV technician for help.
Changes or modifications not expressly approved by the party responsible for compliance could void the user's authority to operate the equipment.

THIS CLASS B DIGITAL APPARATUS MEETS ALL REQUIREMENTS OF THE CANADIAN INTERFERENCE - CAUSING EQUIPMENT REGULATIONS.

FCC Compliance Statement
This device complies with Part 15 of the FCC Rules. Operation is subject to the following two conditions: (1) this device may not cause harmful interference, and (2) this device must accept any interference received, including interference that may cause undesired operation.

Commission Federale de la Communication
Cet équipement a été testé et déclaré conforme aux limites des appareils numériques de classe B aux termes de l'article 15 Des règles de la FCC. Ces limites sont conçues de façon à fournir une protection raisonnable contre les interférences nuisibles dans le cadre d'une installation résidentielle.

CET appareil produit, utilise et peut émettre des hyperfréquences qui, si l'appareil n'est pas installé et utilisé selon les consignes données, peuvent causer des interférences nuisibles aux communications radio. Cependant, rien ne peut garantir l'absence d'interférences dans le cadre d'une installation particulière. Si cet appareil est la cause d'interférences nuisibles pour la réception des signaux de radio ou de télévision, ce qui peut être décelé en fermant l'équipement, puis en le remettant en fonction, l'utilisateur pourrait essayer de corriger la situation en prenant les mesures suivantes:
• Réorienter ou déplacer l'antenne de réception.
• Augmenter la distance entre l'équipement et le récepteur.
• Brancher l'équipement sur un autre circuit que celui utilisé par le récepteur.
• Demander l'aide du marchand ou d'un technicien chevronné en radio/ télévision.

Toutes modifications n'ayant pas reçu l'approbation des services compétents en matière de conformité est susceptible d'interdire à l'utilisateur l'usage du présent équipement.

CET APPAREIL NUMERIQUE DE LA CLASSE B RESPECTE TOUTES LES EXIGENCES DU REGLEMENT SUR LE MATERIEL BROUILLEUR DU CANADA.

PHILIPS

Warranty Card

Dear customer,
Thank you for purchasing a Philips IT accessory product. To ensure you a reliable after-sales service, please read the following instructions carefully. This product warranty period is valid for one year from the date of purchase (the date of receipt of the return receipt and the invoice date of the buyer).

Register your product and get support at : www.philips.com/welcome

- The following situations are not covered by after-sales service :
1. Unable to provide a valid warranty card and invoice (not including those that can prove the products is within the valid warranty period) or the alteration of the warranty without authorization.
 2. The product model and serial number on the warranty card are not in conformity with the physical product or without the distributor seal.
 3. The model number, serial number or production date code on the product has been altered, removed or made illegible.
 4. The defect is the result of excessive use outside the intended purpose, e.g. non-stop use in a commercial environment.
 5. Damage due to not used in accordance with product instructions.
 6. Damage caused by the use of pirated software or computer virus during use.
 7. Damage caused by accident, damage, or repair from unauthorized service vendors.
 8. Damage caused by force majeure.
 9. The product does not work properly due to missing connection caused by accident, signal interference or other influential factors during use.
 10. For normal wear and tear defects, or by their nature consumable parts.
 11. The product does not function properly because it was not originally designed, manufactured or approved for use in the country where you use the product, which might occur when you imported the product.

If the functions of the product which you had purchased are defected or can not be used normally, please contact your local retailer or contact:
Email: India.Callcentre@tpv-tech.com
Hotline service: 1800 425 6396
Opening hours: 10 a.m. to 9 p.m. from Monday to Saturday & 10 a.m. to 6 p.m. on Sunday.

The serial number of the product filled in the form must be consistent with the actual product. This certificate the primary instrument for the after-sales service, please safe keep it. If you need technical support, please show this warranty card, and we will provide quality and professional services.

Commodity Information	Name	
	Place of origin	
	Model No.	
User info.	Serial No.	
	Name	
	Address	
Sales info.	Tel.	
	Postcode	
	Retailer	
	Address	
	Tel.	
	Postcode	
	Sale date	
Maintenance info.	Invoice No.	
	Stamp & Signature	
	Dear customer, the above information is to be filled in by the seller. Please cooperate with us. Thank you! The following information shall be filled in by the maintenance agency and returned to the customer.	
	Maintenance company name	
	Address	
Maintenance info.	Tel.	
	Postcode	
	Document No.	
	Date	
	Signature	